

(12) INTERNATIONAL APPLICATION PUBLISHED UNDER THE PATENT COOPERATION TREATY (PCT)

(19) World Intellectual Property Organization  
International Bureau



(43) International Publication Date  
13 June 2002 (13.06.2002)

PCT

(10) International Publication Number  
WO 02/46189 A2

- (51) International Patent Classification<sup>7</sup>: C07D 471/04, A61K 31/437, A61P 31/12, 35/00 // (C07D 471/04, 235:00, 221:00)
- (74) Agents: HOWARD, Mary Susan et al.; Office of Intellectual Property Counsel, Post Office Box 33427, Saint Paul, MN 55133-3427 (US).
- (21) International Application Number: PCT/US01/46581
- (81) Designated States (*national*): AE, AG, AL, AM, AT, AT (utility model), AU, AZ, BA, BB, BG, BR, BY, BZ, CA, CH, CN, CO, CR, CU, CZ, CZ (utility model), DE, DE (utility model), DK, DK (utility model), DM, DZ, EC, EE, EE (utility model), ES, FI, FI (utility model), GB, GD, GE, GH, GM, HR, HU, ID, IL, IN, IS, JP, KE, KG, KP, KR, KZ, LC, LK, LR, LS, LT, LU, LV, MA, MD, MG, MK, MN, MW, MX, MZ, NO, NZ, OM, PH, PL, PT, RO, RU, SD, SE, SG, SI, SK, SK (utility model), SL, TJ, TM, TR, TT, TZ, UA, UG, US, UZ, VN, YU, ZA, ZM, ZW.
- (22) International Filing Date: 6 December 2001 (06.12.2001)
- (25) Filing Language: English
- (26) Publication Language: English
- (30) Priority Data: 60/254,218 8 December 2000 (08.12.2000) US
- (71) Applicant (*for all designated States except US*): 3M INNOVATIVE PROPERTIES COMPANY [US/US]; 3M Center, Post Office Box 33427, Saint Paul, MN 55133-3427 (US).
- (84) Designated States (*regional*): ARIPO patent (GH, GM, KE, LS, MW, MZ, SD, SL, SZ, TZ, UG, ZM, ZW), Eurasian patent (AM, AZ, BY, KG, KZ, MD, RU, TJ, TM), European patent (AT, BE, CH, CY, DE, DK, ES, FI, FR, GB, GR, IE, IT, LU, MC, NL, PT, SE, TR), OAPI patent (BF, BJ, CF, CG, CI, CM, GA, GN, GQ, GW, ML, MR, NE, SN, TD, TG).
- (72) Inventors; and
- (75) Inventors/Applicants (*for US only*): CHARLES, Leslie J. [US/US]; 787 Larsen Lane, Hudson, WI 54016 (US). DELLARLA, Joseph F. [US/US]; 10423 Kilbirnie Road, Woodbury, MN 55129 (US). HEPPNER, Philip D. [US/US]; 607D Woodduck Drive, Woodbury, MN 55125 (US). MERRILL, Bryon A. [US/US]; 8280 1155th Street North, River Falls, WI 54022 (US). MICKELSON, John W. [US/US]; 60887 Valley View Boulevard, Mattawan, MI 49071 (US).
- Published:  
— without international search report and to be republished upon receipt of that report
- For two-letter codes and other abbreviations, refer to the "Guidance Notes on Codes and Abbreviations" appearing at the beginning of each regular issue of the PCT Gazette.*



WO 02/46189 A2

(54) Title: ARYL ETHER SUBSTITUTED IMIDAZOQUINOLINES

(57) Abstract: Imidazoquinoline and tetrahydroimidazoquinoline compounds that contain ether and aryl or alkenyl functionality at the 1-position are useful as immune response modifiers. The compounds and compositions of the invention can induce the biosynthesis of various cytokines and are useful in the treatment of a variety of conditions including viral diseases and neoplastic diseases.

## Aryl Ether Substituted Imidazoquinolines

### Field of the Invention

5 This invention relates to imidazoquinoline compounds that have a 1-substituent that contains ether and aryl or alkenyl functionality, and to pharmaceutical compositions containing such compounds. A further aspect of this invention relates to the use of these compounds as immunomodulators, for inducing cytokine biosynthesis in animals, and in the treatment of diseases, including viral and neoplastic diseases.

### Background of the Invention

10 The first reliable report on the 1*H*-imidazo[4,5-*c*]quinoline ring system, Backman et al., *J. Org. Chem.* 15, 1278-1284 (1950) describes the synthesis of 1-(6-methoxy-8-quinolinyl)-2-methyl-1*H*-imidazo[4,5-*c*]quinoline for possible use as an antimalarial agent. Subsequently, syntheses of various substituted 1*H*-imidazo[4,5-*c*] quinolines were reported. For example, Jain et al., *J. Med. Chem.* 11, pp. 87-92 (1968), synthesized the compound 1-[2-(4-piperidyl)ethyl]-1*H*-imidazo[4,5-*c*]quinoline as a possible anticonvulsant and cardiovascular agent. Also, Baranov et al., *Chem. Abs.* 85, 94362 (1976), have reported several 2-oxoimidazo[4,5-*c*]quinolines, and Berenyi et al., *J. Heterocyclic Chem.* 18, 1537-1540 (1981), have reported certain 2-oxoimidazo[4,5-*c*]quinolines.

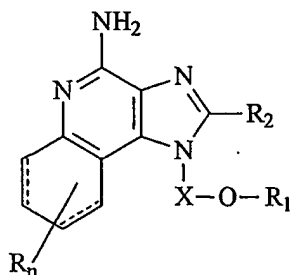
20 Certain 1*H*-imidazo[4,5-*c*]quinolin-4-amines and 1- and 2-substituted derivatives thereof were later found to be useful as antiviral agents, bronchodilators and immunomodulators. These are described in, *inter alia*, U.S. Patent Nos. 4,689,338; 4,698,348; 4,929,624; 5,037,986; 5,268,376; 5,346,905; and 5,389,640, all of which are incorporated herein by reference.

25 There continues to be interest in the imidazoquinoline ring system. Certain 1*H*-imidazo[4,5-*c*] naphthyridine-4-amines, 1*H*-imidazo [4,5-*c*] pyridin-4-amines, and 1*H*-imidazo[4,5-*c*] quinolin-4-amines having an ether containing substituent at the 1 position are known. These are described in U.S. Patent Nos. 5,268,376; 5,389,640; 5,494,916; and WO 99/29693.

There is a continuing need for compounds that have the ability to modulate the immune response, by induction of cytokine biosynthesis or other mechanisms.

### Summary of the Invention

5 We have found a new class of compounds that are useful in inducing cytokine biosynthesis in animals. Accordingly, this invention provides imidazo[4, 5-c]quinoline-4-amine and tetrahydroimidazo[4, 5-c]quinoline-4-amine compounds that have an ether containing substituent at the 1-position. The compounds are described by Formulas (I), (II), (III) and (IV), which are defined in more detail *infra*. These compounds share the  
10 general structural formula:



wherein X, R<sub>1</sub>, R<sub>2</sub>, and R are as defined herein for each class of compounds having Formulas (I), (II), (III) and (IV).

15 The compounds of Formulas (I), (II), (III), and (IV) are useful as immune response modifiers due to their ability to induce cytokine biosynthesis and otherwise modulate the immune response when administered to animals. This makes the compounds useful in the treatment of a variety of conditions such as viral diseases and tumors that are responsive to such changes in the immune response.

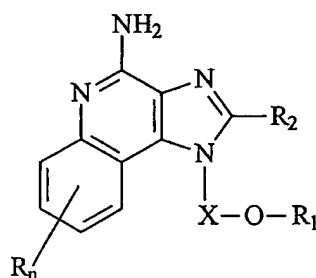
20 The invention further provides pharmaceutical compositions containing the immune response modifying compounds, and methods of inducing cytokine biosynthesis in an animal, treating a viral infection in an animal, and/or treating a neoplastic disease in an animal by administering a compound of Formula (I), (II), (III), or (IV) to the animal.

25 In addition, the invention provides methods of synthesizing the compounds of the invention and intermediates useful in the synthesis of these compounds.

**Detailed Description of the Invention**

As mentioned earlier, we have found certain compounds that induce cytokine biosynthesis and modify the immune response in animals. Such compounds are represented by Formulas (I), (II), (III), and (IV), as shown below.

5 Imidazoquinoline compounds of the invention, which have ether and aryl or alkenyl functionality at the 1-position are represented by Formula (I):



(I)

- 10 wherein: X is  $-\text{CHR}_3-$ ,  $-\text{CHR}_3\text{-alkyl-}$ , or  $-\text{CHR}_3\text{-alkenyl-}$ ;  
 $\text{R}_1$  is selected from the group consisting of:  
 -alkenyl;  
 -aryl;  
 - $\text{R}_4$ -aryl;
- 15  $\text{R}_2$  is selected from the group consisting of:  
 -hydrogen;  
 -alkyl;  
 -alkenyl;  
 -aryl;  
 20 -heteroaryl;  
 -heterocyclyl;  
 -alkyl-Y-alkyl;  
 -alkyl-Y-alkenyl;  
 -alkyl-Y-aryl; and  
 25 -alkyl or alkenyl substituted by one or more substituents selected from the group consisting of:  
 -OH;  
 -halogen;

5  
10

- N(R<sub>3</sub>)<sub>2</sub>;
- CO-N(R<sub>3</sub>)<sub>2</sub>;
- CO-C<sub>1-10</sub> alkyl;
- CO-O-C<sub>1-10</sub> alkyl;
- N<sub>3</sub>;
- aryl;
- heteroaryl;
- heterocyclyl;
- CO-aryl; and
- CO-heteroaryl;

15

R<sub>4</sub> is alkyl or alkenyl, both of which may be interrupted by one or more  
-O- groups;

each R<sub>3</sub> is independently H or C<sub>1-10</sub> alkyl;

each Y is independently -O- or -S(O)<sub>0-2</sub>-;

20

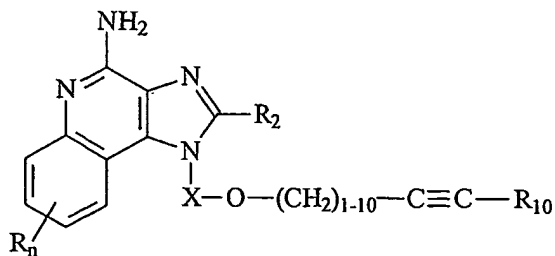
n is 0 to 4; and

each R present is independently selected from the group consisting of C<sub>1-10</sub>  
alkyl, C<sub>1-10</sub> alkoxy, hydroxy, halogen and trifluoromethyl;

or a pharmaceutically acceptable salt thereof.

25

The invention also provides imidazoquinoline compounds that contain ether  
functionality at the 1-position, where the ether containing substituent also contains an  
alkynyl group. These compounds are represented by structural formula (II):



25

(II)

wherein X is -CHR<sub>3</sub>-, -CHR<sub>3</sub>-alkyl-, or -CHR<sub>3</sub>-alkenyl-;

$R_{10}$  is selected from the group consisting of:

- H;
- alkyl;
- alkenyl; and
- aryl;

5

$R_2$  is selected from the group consisting of:

- hydrogen;
- alkyl;
- alkenyl;
- aryl;
- heteroaryl;
- heterocyclyl;
- alkyl-Y-alkyl;
- alkyl-Y-alkenyl;
- alkyl-Y-aryl; and

10

15

-alkyl or alkenyl substituted by one or more substituents selected from the group consisting of:

- OH;
- halogen;
- N(R<sub>3</sub>)<sub>2</sub>;
- CO-N(R<sub>3</sub>)<sub>2</sub>;
- CO-C<sub>1-10</sub> alkyl;
- CO-O-C<sub>1-10</sub> alkyl;
- N<sub>3</sub>;
- aryl;
- heteroaryl;
- heterocyclyl;
- CO-aryl; and
- CO-heteroaryl;

20

25

30

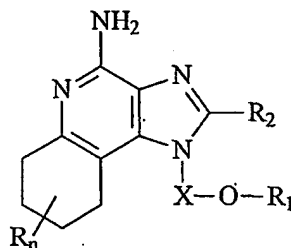
$n$  is 0 to 4;

each  $Y$  is independently -O- or -S(O)<sub>0-2</sub>;

each  $R_3$  is independently H or C<sub>1-10</sub> alkyl; and

each R present is independently selected from the group consisting of C<sub>1-10</sub> alkyl, C<sub>1-10</sub> alkoxy, hydroxy, halogen and trifluoromethyl;  
or a pharmaceutically acceptable salt thereof.

5 The invention also includes tetrahydroimidazoquinoline compounds that bear an ether and aryl or alkenyl containing substituent at the 1-position. Such tetrahydroimidazoquinoline compounds are represented by Formula (III):



(III)

10 wherein:

X is -CHR<sub>3</sub>-, -CHR<sub>3</sub>-alkyl-, or -CHR<sub>3</sub>-alkenyl-;

R<sub>1</sub> is selected from the group consisting of:

aryl;

alkenyl; and

15 R<sub>4</sub>-aryl;

R<sub>2</sub> is selected from the group consisting of:

-hydrogen;

-alkyl;

-alkenyl;

20 -aryl;

-heteroaryl;

-heterocyclyl;

-alkyl-Y-alkyl;

-alkyl-Y-aryl;

25 - alkyl-Y - alkenyl; and

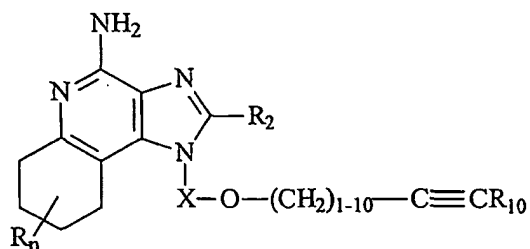
- alkyl or alkenyl substituted by one or more substituents selected from the group consisting of:

5                                   -OH;  
                                  -halogen;  
                                  -N(R<sub>3</sub>)<sub>2</sub>;  
                                  -CO-N(R<sub>3</sub>)<sub>2</sub>;  
                                  -CO-C<sub>1-10</sub> alkyl;  
                                  -CO-O-C<sub>1-10</sub> alkyl;  
                                  -N<sub>3</sub>;  
                                  -aryl;  
                                  -heteroaryl;  
10                                  -heterocyclyl;  
                                  -CO-aryl; and  
                                  -CO-heteroaryl;

                                  R<sub>4</sub> is alkyl or alkenyl, both of which may be interrupted by one or more  
                                  -O- groups;  
15                                  each R<sub>3</sub> is independently H or C<sub>1-10</sub> alkyl;  
                                  each Y is independently -O- or -S(O)<sub>0-2</sub>;  
                                  n is 0 to 4; and  
                                  each R present is independently selected from the group consisting of C<sub>1-10</sub>  
                                  alkyl, C<sub>1-10</sub> alkoxy, hydroxy, halogen and trifluoromethyl;  
20                                  or a pharmaceutically acceptable salt thereof.

                                  An additional class of immune response modifying compounds of the invention are  
                                  tetrahydroimidazoquinoline compounds that have an ether containing substituent at the 1-  
                                  position, where the ether containing substituent also contains an alkynyl group. These  
25                                  compounds are represented by structural formula (IV):





(IV)

wherein

X is  $-\text{CHR}_3-$ ,  $-\text{CHR}_3\text{-alkyl-}$ , or  $-\text{CHR}_3\text{-alkenyl-}$ ;

5  $\text{R}_{10}$  is selected from the group consisting of:

- H;
- alkyl;
- alkenyl; and
- aryl;

10  $\text{R}_2$  is selected from the group consisting of:

- hydrogen;
- alkyl;
- alkenyl;
- aryl;
- heteroaryl;
- heterocyclyl;
- alkyl-Y-alkyl;
- alkyl-Y-aryl;
- alkyl-Y-alkenyl; and

20 - alkyl or alkenyl substituted by one or more substituents selected from the group consisting of:

- OH;
- halogen;
- $-\text{N}(\text{R}_3)_2$ ;
- $-\text{CO}-\text{N}(\text{R}_3)_2$ ;
- $-\text{CO}-\text{C}_{1-10}$  alkyl;
- $-\text{CO}-\text{O}-\text{C}_{1-10}$  alkyl;

25

-N<sub>3</sub>;  
 -aryl;  
 -heteroaryl;  
 -heterocyclyl;  
 -CO-aryl; and  
 -CO-heteroaryl;

5

each R<sub>3</sub> is independently H or C<sub>1-10</sub> alkyl;

each Y is independently -O- or -S(O)<sub>0-2</sub>-;

n is 0 to 4; and

10

each R present is independently selected from the group consisting of C<sub>1-10</sub> alkyl, C<sub>1-10</sub> alkoxy, hydroxy, halogen and trifluoromethyl; or a pharmaceutically acceptable salt thereof.

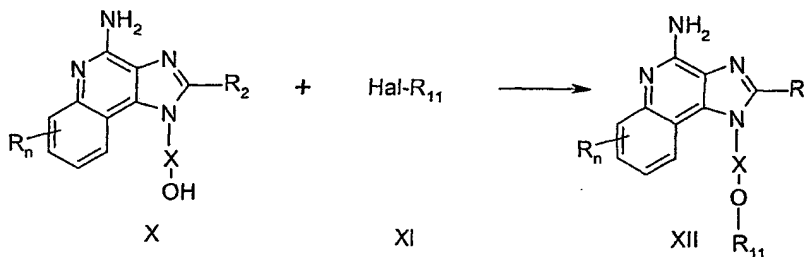
#### Preparation of the Compounds

15

Compounds of the invention can be prepared according to Reaction Scheme I where R, R<sub>2</sub>, X and n are as defined above and R<sub>11</sub> is alkyl substituted by an aryl group wherein the aryl group may be unsubstituted or may be substituted or R<sub>11</sub> is substituted aryl with the proviso that if R<sub>11</sub> is substituted aryl at least one substituent is a strong electron withdrawing group located *ortho* or *para* to the ether bond.

20

Reaction Scheme I



In Reaction Scheme I a 4-amino-1*H*-imidazo[4,5-*c*]quinolin-1-yl alcohol of Formula X is alkylated with a halide of Formula XI to provide a 1*H*-imidazo[4,5-*c*]quinolin-4-amine of Formula XII which is a subgenus of Formula I. The alcohol of Formula X is reacted with sodium hydride in a suitable solvent such as N,N-dimethylformamide to form an alkoxide. The halide is then added to the reaction mixture. The reaction can be carried out at ambient temperature or with gentle heating (~50°C) if

25

desired. The product or a pharmaceutically acceptable salt thereof can be isolated using conventional methods.

Many compounds of Formula X are known, see for example Gerster, U.S. Patent No. 4,689,338 and Gerster et. al., U.S. Patent No. 5,605,899, the disclosures of which are incorporated by reference herein; others can readily be prepared using known synthetic routes, see for example, Andre et. al, U.S. Patent No. 5,578,727; Gerster, U.S. Patent No. 5,175,296; Nikolaides et al., U.S. Patent No. 5,395,937; and Gerster et. al., U.S. Patent No. 5,741,908, the disclosures of which are incorporated by reference herein. Many halides of Formula XI are commercially available; others can be readily prepared using known synthetic methods.

Compounds of the invention can be prepared according to Reaction Scheme II where R, R<sub>2</sub>, R<sub>11</sub>, X and n are as defined above.

In step (1) of Reaction Scheme II a 1*H*-imidazo[4,5-*c*]quinolin-1-yl alcohol of Formula XIII is alkylated with a halide of Formula XI to provide a 1*H*-imidazo[4,5-*c*]quinolin-1-yl ether of Formula XIV. The alcohol of Formula XIII is reacted with sodium hydride in a suitable solvent such as *N,N*-dimethylformamide or tetrahydrofuran to form an alkoxide. The alkoxide is then combined with the halide. Alternatively, the alcohol and the halide can be combined in a biphasic mixture of aqueous 50% sodium hydroxide and an inert solvent such as dichloromethane in the presence of a phase transfer catalyst such as benzyltrimethylammonium chloride.. The reaction can be carried out at ambient temperature. Many compounds of Formula XIII are known, see for example, Gerster, U.S. Patent 4,689,338; others can readily be prepared using known synthetic routes, see for example, Gerster et al., U.S. Patent No. 5,605,899 and Gerster, U.S. Patent No. 5,175,296.

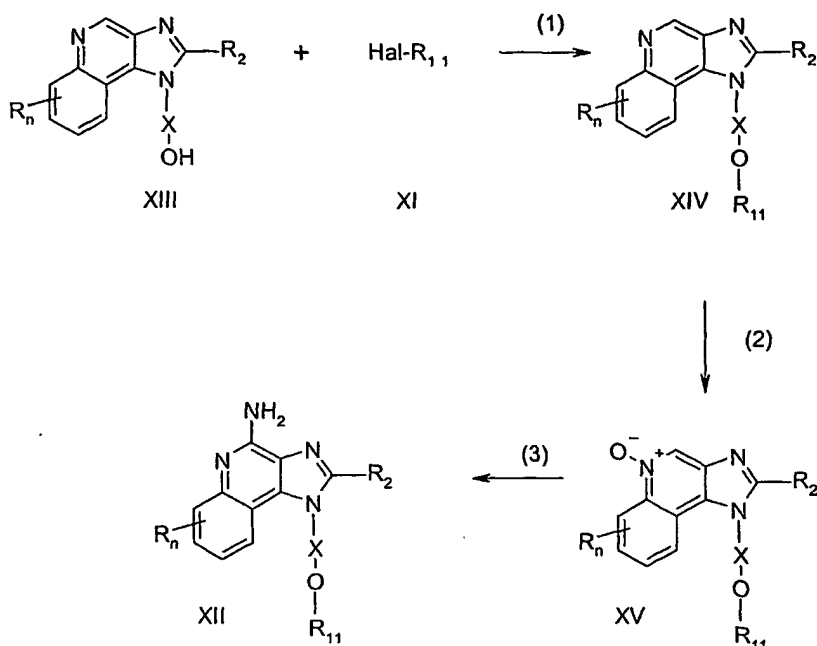
In step (2) of Reaction Scheme II a 1*H*-imidazo[4,5-*c*]quinolin-1-yl ether of Formula XIV is oxidized to provide a 1*H*-imidazo[4,5-*c*]quinoline-5*N*-oxide of Formula XV using a conventional oxidizing agent capable of forming *N*-oxides. Preferably a solution of a compound of Formula XIV in a suitable solvent such as chloroform or dichloromethane is oxidized using 3-chloroperoxybenzoic acid at ambient temperature.

In step (3) of Reaction Scheme II a 1*H*-imidazo[4,5-*c*]quinoline-5*N*-oxide of Formula XV is aminated to provide a 1*H*-imidazo[4,5-*c*]quinolin-4-amine of Formula XII which is a subgenus of Formula I. Step (3) involves (i) reacting a compound of Formula

XV with an acylating agent and then (ii) reacting the product with an aminating agent. Part (i) of step (3) involves reacting an N-oxide of Formula XV with an acylating agent. Suitable acylating agents include alkyl- or arylsulfonyl chlorides (e.g., benzenesulfonyl chloride, methanesulfonyl chloride, p-toluenesulfonyl chloride). Arylsulfonyl chlorides are preferred. *Para*-toluenesulfonyl chloride is most preferred. Part (ii) of step (3) involves reacting the product of part (i) with an excess of an aminating agent. Suitable aminating agents include ammonia (e.g., in the form of ammonium hydroxide) and ammonium salts (e.g., ammonium carbonate, ammonium bicarbonate, ammonium phosphate). Ammonium hydroxide is preferred. The reaction is preferably carried out by dissolving the N-oxide of Formula XV in an inert solvent such as dichloromethane, adding the aminating agent to the solution, and then slowly adding the acylating agent. The product or a pharmaceutically acceptable salt thereof can be isolated using conventional methods.

Alternatively, step (3) may be carried out by (i) reacting an N-oxide of Formula XV with an isocyanate and then (ii) hydrolyzing the resulting product. Part (i) involves reacting the N-oxide with an isocyanate wherein the isocyanato group is bonded to a carbonyl group. Preferred isocyanates include trichloroacetyl isocyanate and aroyl isocyanates such as benzoyl isocyanate. The reaction of the isocyanate with the N-oxide is carried out under substantially anhydrous conditions by adding the isocyanate to a solution of the N-oxide in an inert solvent such as chloroform or dichloromethane. Part (ii) involves hydrolysis of the product from part (i). The hydrolysis can be carried out by conventional methods such as heating in the presence of water or a lower alkanol optionally in the presence of a catalyst such as an alkali metal hydroxide or lower alkoxide. The product or a pharmaceutically acceptable salt thereof can be isolated using conventional methods.

## Reaction Scheme II

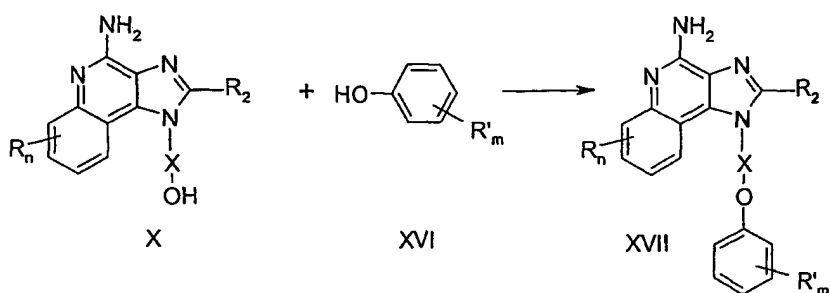


5           Compounds of Formula I wherein R, R<sub>2</sub>, X and n are as defined above and R<sub>1</sub> is an optionally substituted phenyl can be prepared according to Reaction Scheme III where m is 0 to 3 and each R' is independently selected from the group consisting of alkyl, alkoxy, alkylthio, haloalkyl, haloalkoxy, haloalkylthio, halogen, nitro, mercapto, cyano, carboxy, formyl, aryl, aryloxy, arylthio, arylalkoxy, arylalkylthio, heteroaryl, heteroaryloxy, heteroarylthio, heteroarylalkoxy, heteroarylalkylthio, amino, alkylamino, dialkylamino, heterocyclyl, heterocycloalkyl, alkylcarbonyl, alkenylcarbonyl, arylcarbonyl, alkoxy carbonyl, haloalkylcarbonyl, haloalkoxycarbonyl, alkylthiocarbonyl, aryloxy carbonyl, alkanoyloxy, alkanoylthio, alkanoylamino, aroyloxy and aroylamino.

15           In Reaction Scheme III a 4-amino-1H-imidazo[4,5-c]quinolin-1-yl alcohol of Formula X is condensed with a phenol of Formula XVI to provide a 1H-imidazo[4,5-c]quinolin-4-amine of Formula XVII which is a subgenus of Formula I. Preferably, a solution of a compound of Formula X and the phenol in a suitable solvent such as N,N-dimethylformamide is treated with diethyl azodicarboxylate and triphenylphosphine at ambient temperature. The product or a pharmaceutically acceptable salt thereof can be isolated using conventional methods.

20

## Reaction Scheme III



5

Compounds of the invention can also be prepared according to Reaction Scheme IV where R, R<sub>2</sub>, R<sub>11</sub>, X and n are as defined above.

In step (1) of Reaction Scheme IV the hydroxy group of a 1*H*-imidazo[4,5-*c*]quinolin-1-yl alcohol of Formula XIII is protected with a benzyl group. The alcohol of  
 10 Formula XIII is reacted with sodium hydride in a suitable solvent such as *N,N*-dimethylformamide to form an alkoxide. The alkoxide is then alkylated with benzyl bromide to provide a compound of Formula XVIII. The reaction can be carried out at ambient temperature.

In step (2) of Reaction Scheme IV a compound of Formula XVIII is oxidized using  
 15 the method of step (2) of Reaction Scheme II to provide a 1*H*-imidazo[4,5-*c*]quinoline-5*N*-oxide of Formula XIX.

In step (3) of Reaction Scheme IV a 1*H*-imidazo[4,5-*c*]quinoline-5*N*-oxide of  
 20 Formula XIX is chlorinated to provide a 4-chloro-1*H*-imidazo[4,5-*c*]quinoline of Formula XX. Preferably a solution of a compound of Formula XIX in a suitable solvent such as toluene is treated with phosphorous oxychloride at ambient temperature.

In step (4) of Reaction Scheme IV a 4-chloro-1*H*-imidazo[4,5-*c*]quinoline of  
 Formula XX is reacted with phenol to provide a 4-phenoxy-1*H*-imidazo[4,5-*c*]quinoline of  
 25 Formula XXI. The phenol is reacted with sodium hydride in a suitable solvent such as diglyme to form a phenoxide. The phenoxide is then reacted at an elevated temperature with a compound of Formula XX.

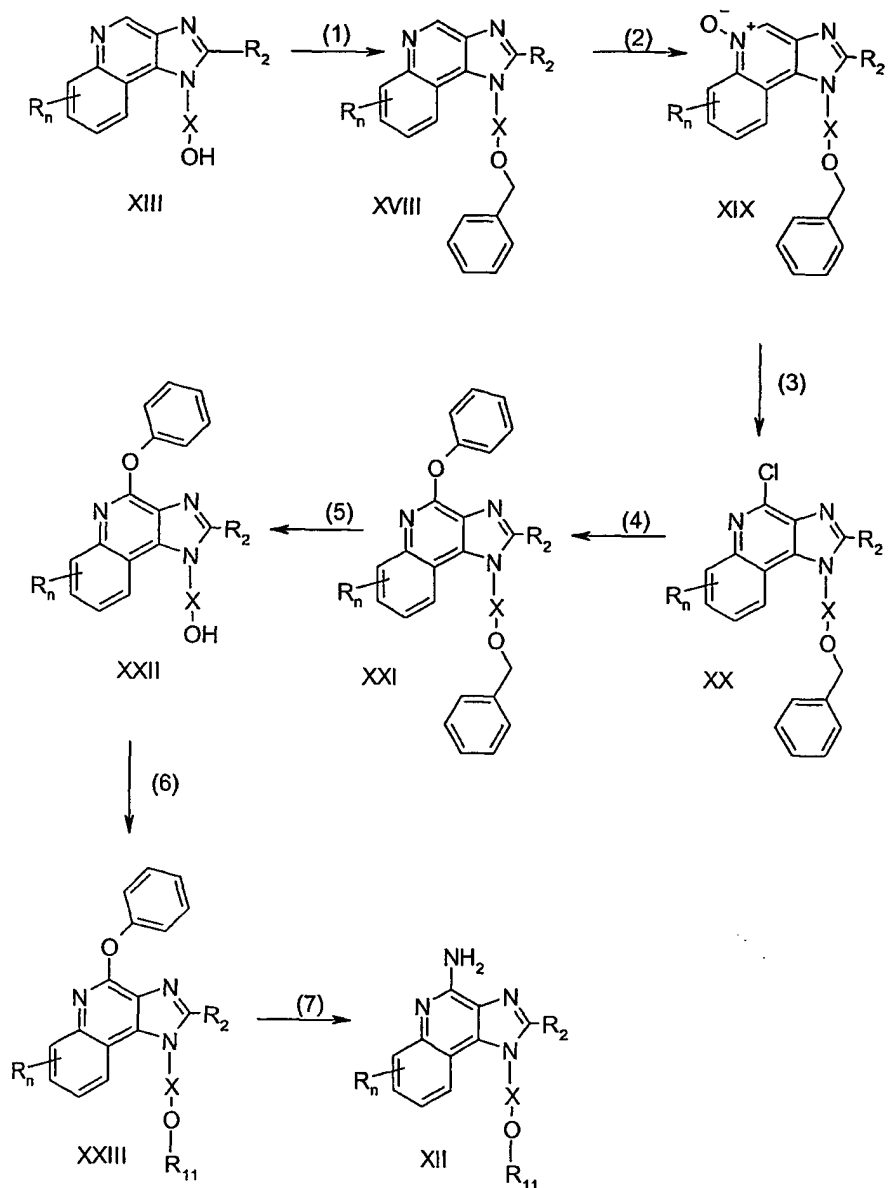
In step (5) of Reaction Scheme IV the benzyl protecting group is removed from a  
 compound of Formula XXI to provide a 4-phenoxy-1*H*-imidazo[4,5-*c*]quinolin-1-yl  
 alcohol of Formula XXII. The reaction is preferably carried out by adding triflic acid in a

controlled fashion to a solution of a compound of Formula XXI in a suitable solvent such as dichloromethane at ambient temperature.

5 In step (6) of Reaction Scheme IV a 4-phenoxy-1*H*-imidazo[4,5-*c*]quinolin-1-yl alcohol of Formula XXII is alkylated with a halide of Hal-R<sub>11</sub> to provide a 4-phenoxy-1*H*-imidazo[4,5-*c*]quinolin-1-yl ether of Formula XXIII. The alkoxide of a compound of Formula XXII is formed by adding the alcohol to a biphasic mixture of aqueous 50% sodium hydroxide and an inert solvent such as dichloromethane in the presence of a phase transfer catalyst such as benzyltrimethylammonium chloride. The alkoxide is then alkylated. The reaction can be carried out at ambient temperature.

10 In step (7) of Reaction Scheme IV a 4-phenoxy-1*H*-imidazo[4,5-*c*]quinolin-1-yl ether of Formula XXIII is aminated to provide a 1*H*-imidazo[4,5-*c*]quinolin-4-amine of Formula XII which is a subgenus of Formula I. The reaction can be carried out by combining a compound of Formula XXIII with ammonium acetate and heating the resulting mixture at ~150°C. The product or a pharmaceutically acceptable salt thereof can  
15 be isolated using conventional methods.

Reaction Scheme IV



5 Tetrahydroimidazoquinolines of the invention can be prepared according to Reaction Scheme V where R, R<sub>2</sub>, R<sub>11</sub>, X and n are as defined above.

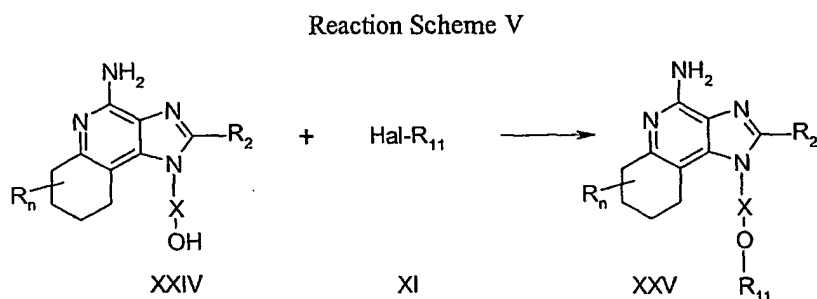
In Reaction Scheme V a 4-amino-6,7,8,9-tetrahydro-1H-imidazo[4,5-c]quinolin-1-yl alcohol of Formula XXIV is alkylated with a halide of Formula XI to provide a 6,7,8,9-tetrahydro-1H-imidazo[4,5-c]quinolin-4-amine of Formula XXV which is a subgenus of



Formula III. The alcohol of Formula XXIV is reacted with sodium hydride in a suitable solvent such as N,N-dimethylformamide to form an alkoxide. The alkoxide is then combined with the halide. The reaction can be carried out at ambient temperature. The product or a pharmaceutically acceptable salt thereof can be isolated using conventional methods.

Many tetrahydro-1*H*-imidazo[4,5-*c*]quinolines of Formula XXIV are known, see for example, Nikolaides et al., U.S. Patent No. 5,352,784; others can be prepared using known synthetic methods, see for example, Lindstrom, U.S. Patent No. 5,693,811; the disclosures of which are incorporated by reference herein.

10



Compounds of the invention can also be prepared according to Reaction Scheme VI where R, R<sub>1</sub>, R<sub>2</sub>, X and n are as defined above.

In step (1) of Reaction Scheme VI a 4-chloro-3-nitroquinoline of Formula XXVI is reacted with an amine of Formula R<sub>1</sub>-O-X-NH<sub>2</sub> to provide a 3-nitroquinolin-4-amine of Formula XXVII. The reaction can be carried out by adding the amine to a solution of a compound of Formula XXVI in a suitable solvent such as chloroform or dichloromethane and optionally heating. Many quinolines of Formula XXVI are known compounds (see for example, U.S. Patent 4,689,338 and references cited therein).

In step (2) of Reaction Scheme VI a 3-nitroquinolin-4-amine of Formula XXVII is reduced to provide a quinoline-3,4-diamine of Formula XXVIII. Preferably, the reduction is carried out using a conventional heterogeneous hydrogenation catalyst such as platinum on carbon or palladium on carbon. The reaction can conveniently be carried out on a Parr apparatus in a suitable solvent such as isopropyl alcohol or preferably toluene.

25

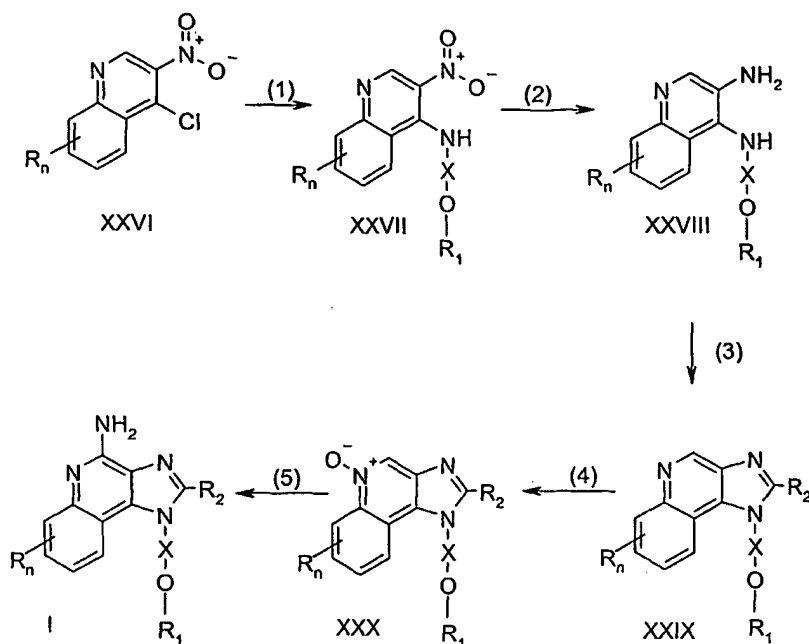
In step (3) of Reaction Scheme VI a quinoline-3,4-diamine of Formula XXVIII is reacted with a carboxylic acid or an equivalent thereof to provide a 1*H*-imidazo[4,5-*c*]quinoline of Formula XXIX. Suitable equivalents to carboxylic acid include orthoesters, and 1,1-dialkoxyalkyl alkanoates. The carboxylic acid or equivalent is selected such that  
5 it will provide the desired R<sub>2</sub> substituent in a compound of Formula XXIX. For example, triethyl orthoformate will provide a compound where R<sub>2</sub> is hydrogen and triethyl orthoacetate will provide a compound where R<sub>2</sub> is methyl. The reaction can be run in the absence of solvent or in an inert solvent such as toluene. The reaction is run with sufficient heating to drive off any alcohol or water formed as a byproduct of the reaction.  
10 Optionally a catalyst such as pyridine hydrochloride can be included.

Alternatively, step (3) can be carried out by (i) reacting the diamine of Formula XXVIII with an acyl halide of Formula R<sub>2</sub>C(O)Cl and then (ii) cyclizing. In part (i) the acyl halide is added to a solution of the diamine in a suitable solvent such as acetonitrile, pyridine or dichloromethane. The reaction can be carried out at ambient temperature. In  
15 part (ii) the product of part (i) is heated in an alcoholic solvent in the presence of a base. Preferably the product of part (i) is refluxed in ethanol in the presence of an excess of triethylamine or heated with methanolic ammonia. Alternatively, if step (i) has been run in pyridine, step (ii) can be carried out by heating the reaction mixture after analysis indicates that step (i) is complete.

20 In step (4) of Reaction Scheme VI a 1*H*-imidazo[4,5-*c*]quinoline of Formula XXIX is oxidized using the method of step (2) of Reaction Scheme II to provide a 1*H*-imidazo[4,5-*c*]quinoline-5*N*-oxide of Formula XXX

In step (5) of Reaction Scheme VI a 1*H*-imidazo[4,5-*c*]quinoline-5*N*-oxide of Formula XXX is aminated using the method of step (3) of Reaction Scheme II to provide a  
25 1*H*-imidazo[4,5-*c*]quinolin-4-amine of Formula I.

## Reaction Scheme VI



5            Compounds of the invention can be prepared according to Reaction Scheme VII where R, R<sub>2</sub>, X and n are as defined above and R<sub>12</sub> is an aryl group which may be unsubstituted or substituted as defined above.

10            In step (1) of Reaction Scheme VII a 1H-imidazo[4,5-c]quinolin-1-yl alcohol of Formula XIII is alkylated with a halide of Formula XXXI to provide a 1H-imidazo[4,5-c]quinolin-1-yl ether of Formula XXXII. The compound of Formula XIII and the halide of Formula XXXI are combined in a biphasic mixture of 50% aqueous sodium hydroxide and a suitable solvent such as dichloromethane in the presence of a phase transfer catalyst such as benzyltrimethylammonium chloride. The reaction can be run at ambient temperature.

15            In step (2) of Reaction Scheme VII a 1H-imidazo[4,5-c]quinoline of Formula XXXII is oxidized using the method of step (2) of Reaction Scheme II to provide a 1H-imidazo[4,5-c]quinoline-5N-oxide of Formula XXXIII.

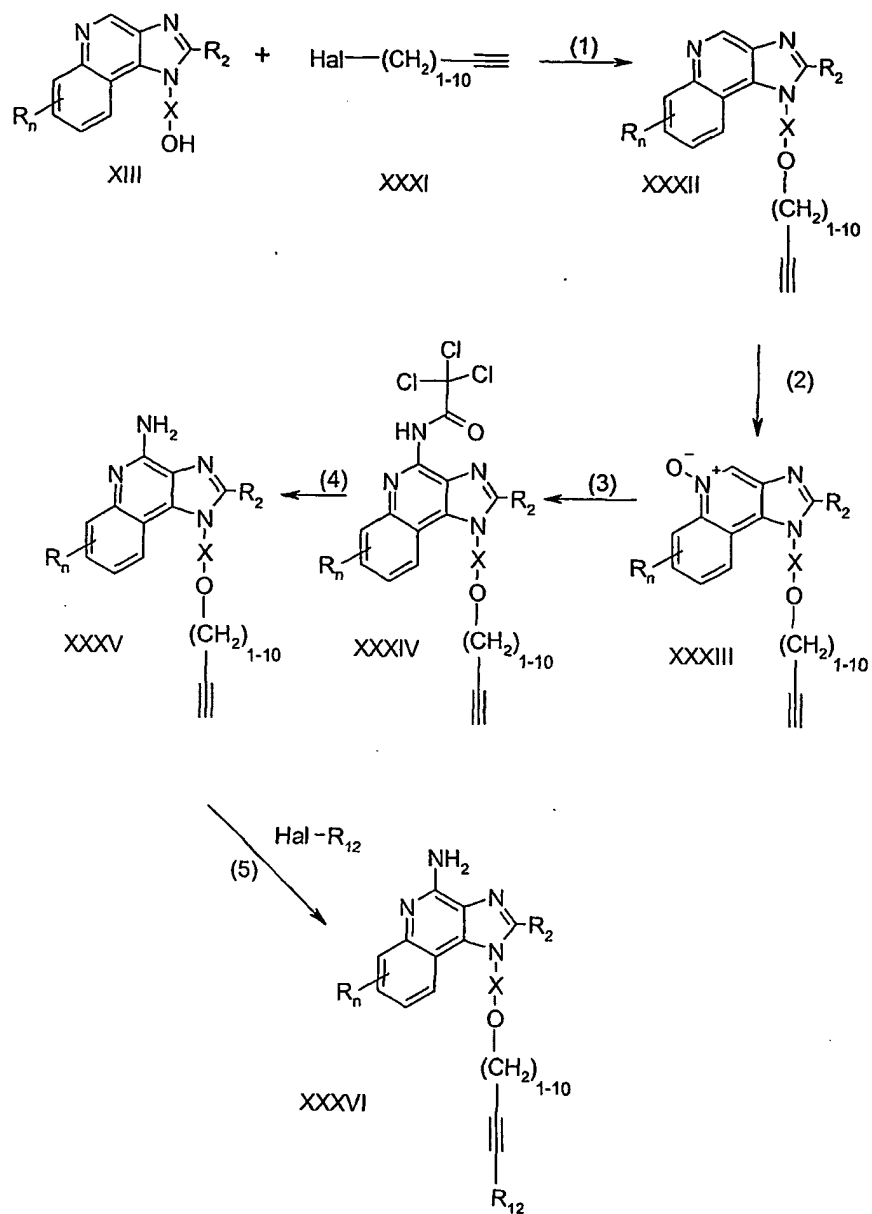
20            In step (3) of Reaction Scheme VII a 1H-imidazo[4,5-c]quinoline-5N-oxide of Formula XXXIII is reacted with trichloroacetyl isocyanate to provide a 1H-imidazo[4,5-c]quinolin-4-yl trichloroacetamide of Formula XXXIV. Preferably the isocyanate is added

in a controlled fashion at ambient temperature to a solution of the 5*N*-oxide in a suitable solvent such as dichloromethane.

In step (4) of Reaction Scheme VII a 1*H*-imidazo[4,5-*c*]quinolin-4-yl trichloroacetamide of Formula XXXIV is hydrolyzed to provide a 1*H*-imidazo[4,5-*c*]quinolin-4-amine of Formula XXXV which is a subgenus of Formula II. The hydrolysis can be carried out by conventional methods, preferably by treating a solution of a compound of Formula XXXIV in methanol with sodium methoxide.

In step (5) of Reaction Scheme VII 1*H*-imidazo[4,5-*c*]quinolin-4-amine of Formula XXXV is coupled with a halide of formula Hal-R<sub>12</sub> using a transition metal catalyst to provide a 1*H*-imidazo[4,5-*c*]quinolin-4-amine of Formula XXXVI which is a subgenus of Formula II. Preferably a compound of Formula XXXV is combined with the halide in the presence of copper (I) iodide, dichlorobis(triphenylphosphine)palladium(II), and excess triethylamine in a suitable solvent such as *N,N*-dimethylformamide or acetonitrile. The reaction is preferably carried out at an elevated temperature (60-80°C). The product or a pharmaceutically acceptable salt thereof can be isolated using conventional methods.

Reaction Scheme VII



5            Compounds of the invention can be prepared according to Reaction Scheme VIII where  $R$ ,  $R_2$ ,  $R_{12}$ ,  $X$  and  $n$  are as defined above and BOC is *tert*-butoxycarbonyl.

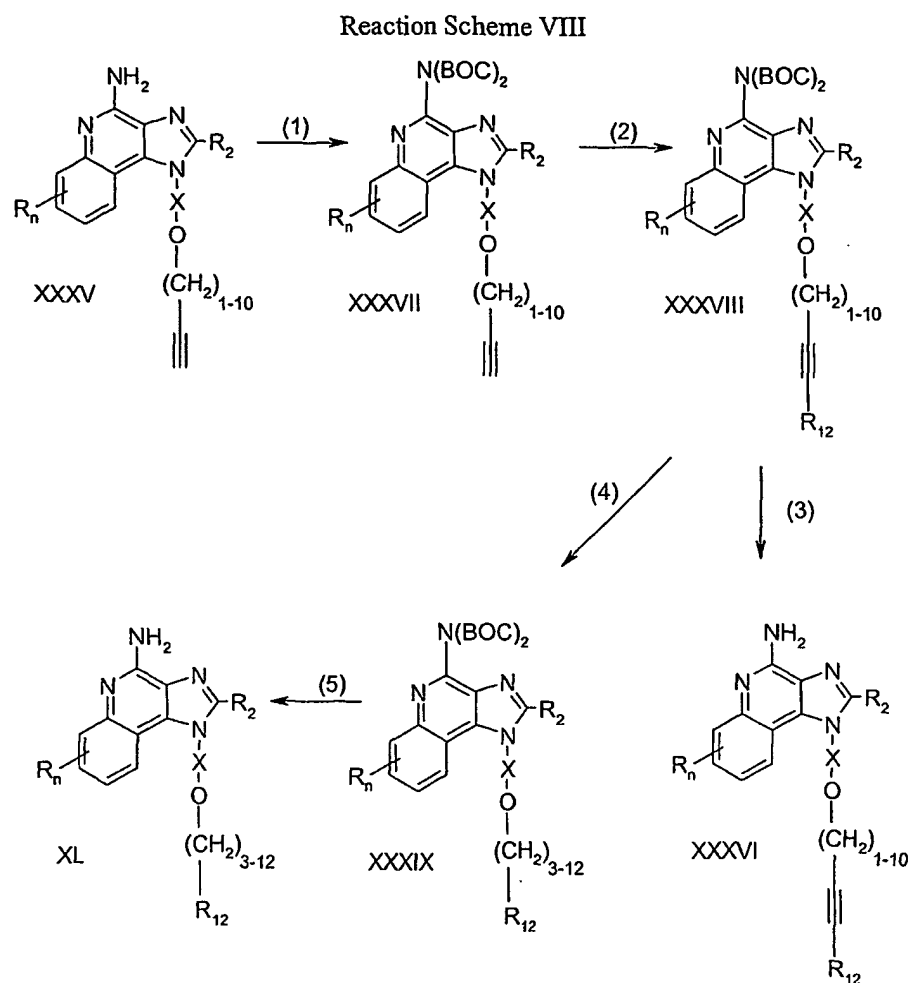
In step (1) of Reaction Scheme VIII the amino group of a 1*H*-imidazo[4,5-  
c]quinolin-4-amine of Formula XXXV is protected with two *tert*-butoxycarbonyl groups.  
A compound of Formula XXXV is combined with di-*tert*-butyl dicarbonate in a suitable  
solvent such as *N,N*-dimethylformamide in the presence of 4-(dimethylamino)pyridine  
and triethylamine. The reaction is carried out at an elevated temperature (80-85°C).  
5

In step (2) of Reaction Scheme VIII a protected 1*H*-imidazo[4,5-*c*]quinolin-4-  
amine of Formula XXXVII is coupled with a halide of formula Hal-R<sub>12</sub> using a transition  
metal catalyst to provide a protected 1*H*-imidazo[4,5-*c*]quinolin-4-amine of Formula  
XXXVIII. Preferably a compound of Formula XXXVII is combined with the halide in the  
presence of copper (I) iodide, dichlorobis(triphenylphosphine)palladium(II), and excess  
triethylamine in a suitable solvent such as *N,N*-dimethylformamide or acetonitrile. The  
reaction can be carried out at ambient temperature or at an elevated temperature (40-80°C).  
10

In step (3) of Reaction Scheme VIII the protecting groups are removed by  
hydrolysis under acidic conditions to provide a 1*H*-imidazo[4,5-*c*]quinolin-4-amine of  
Formula XXXVI which is a subgenus of Formula II. Preferably a compound of Formula  
XXXVIII is treated with trifluoroacetic acid in a suitable solvent such as dichloromethane.  
The reaction can be run at ambient temperature or at a reduced temperature (0°C). The  
product or a pharmaceutically acceptable salt thereof can be isolated using conventional  
methods.  
15

In step (4) of Reaction Scheme VIII the alkyne bond of a protected 1*H*-  
imidazo[4,5-*c*]quinolin-4-amine of Formula XXXVIII is reduced to provide a protected  
1*H*-imidazo[4,5-*c*]quinolin-4-amine of Formula XXXIX. Preferably, the reduction is  
carried out using a conventional heterogeneous hydrogenation catalyst such as platinum  
oxide, platinum on carbon or palladium on carbon. The reaction can conveniently be  
carried out on a Parr apparatus in a suitable solvent such as methanol.  
20  
25

In step (5) of Reaction Scheme VIII the protecting groups of a compound of  
Formula XXXIX are removed in the same manner as in step (3) to provide a 1*H*-  
imidazo[4,5-*c*]quinolin-4-amine of Formula XL which is a subgenus of Formula I. The  
product or a pharmaceutically acceptable salt thereof can be isolated using conventional  
methods.  
30



Compounds of the invention can be prepared according to Reaction Scheme IX where  $R$ ,  $R_2$ ,  $R_{12}$ ,  $X$  and  $n$  are as defined above and CBZ is benzyloxycarbonyl.

In step (1) of Reaction Scheme IX the amino group of a 1H-imidazo[4,5-c]quinolin-4-amine of Formula XXXV is protected with benzyloxycarbonyl groups. A compound of Formula XXXV is combined with dibenzyl dicarbonate in a suitable solvent such as N,N-dimethylformamide. The reaction can be carried out at ambient temperature or with mild heating (40°C).

In step (2) of Reaction Scheme IX a protected 1H-imidazo[4,5-c]quinolin-4-amine of Formula XLI is coupled with a halide of formula  $\text{Hal-R}_{12}$  using a transition metal catalyst to provide a protected 1H-imidazo[4,5-c]quinolin-4-amine of Formula XLII.

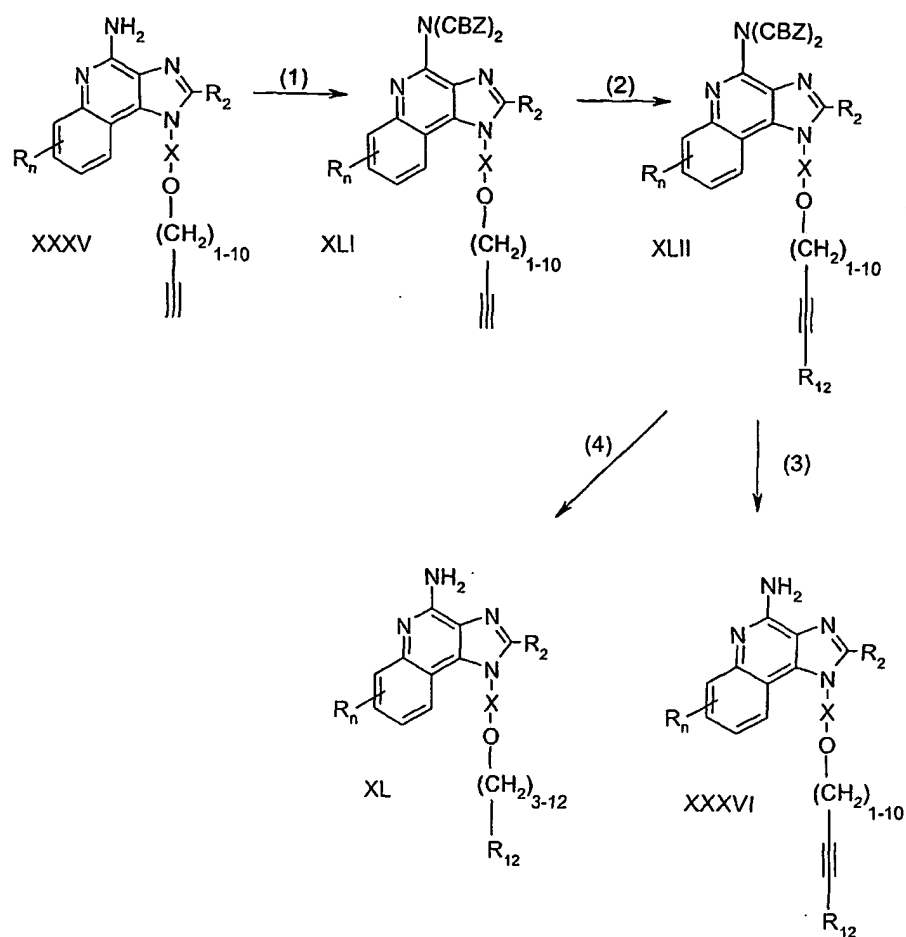
Preferably a compound of Formula XLI is combined with the halide in the presence of copper (I) iodide, dichlorobis(triphenylphosphine)palladium(II), and excess triethylamine in a suitable solvent such as N,N-dimethylformamide or acetonitrile. The reaction can be carried out at ambient temperature or at an elevated temperature (40-80°C).

5           In step (3) of Reaction Scheme IX the protecting groups are removed by hydrolysis to provide a 1*H*-imidazo[4,5-*c*]quinolin-4-amine of Formula XXXVI which is a subgenus of Formula II. Preferably a compound of Formula XLII is treated with sodium methoxide in a suitable solvent such as methanol. The reaction can be run at ambient temperature. The product or a pharmaceutically acceptable salt thereof can be isolated using  
10 conventional methods.

          In step (4) of Reaction Scheme IX the protecting groups of a compound of Formula XLII are removed by hydrogenolysis and the alkyne bond is reduced to provide a 1*H*-imidazo[4,5-*c*]quinolin-4-amine of Formula XL which is a subgenus of Formula I. Preferably, the hydrogenolysis/reduction is carried out using palladium hydroxide on  
15 carbon. The reaction can conveniently be carried out on a Parr apparatus in a suitable solvent such as methanol. The product or a pharmaceutically acceptable salt thereof can be isolated using conventional methods.



## Reaction Scheme IX



5           Compounds of the invention can be prepared according to Reaction Scheme X where R, R<sub>1</sub>, R<sub>2</sub>, X and n are as defined above.

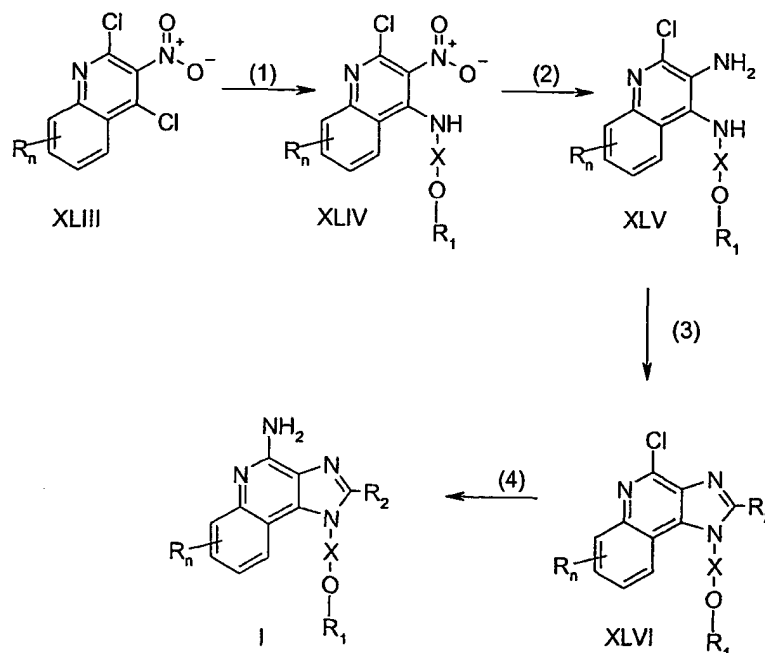
10           In step (1) of Reaction Scheme X a 2,4-dichloro-3-nitroquinoline of Formula XLIII is reacted with an amine of Formula R<sub>1</sub>-O-X-NH<sub>2</sub> to provide a 2-chloro-3-nitroquinolin-4-amine of Formula XLIV. The reaction can be carried out by adding the amine to a solution of a compound of Formula XLIII in a suitable solvent such as chloroform or dichloromethane and optionally heating. Many quinolines of Formula XLIII are known or can be prepared using known synthetic methods (see for example, Andre et al., U.S. Patent No. 4,988,815 and references cited therein).

In step (2) of Reaction Scheme X a 2-chloro-3-nitroquinolin-4-amine of Formula XLIV is reduced using the method of step (2) in Reaction Scheme VI to provide a 2-chloroquinoline-3,4-diamine of Formula XLV.

In step (3) of Reaction Scheme X a 2-chloroquinoline-3,4-diamine of Formula XLV is cyclized using the method of step (3) in Reaction Scheme VI to provide a 4-chloro-1*H*-imidazo[4,5-*c*]quinoline of Formula XLVI.

In step (4) of Reaction Scheme X a 4-chloro-1*H*-imidazo[4,5-*c*]quinoline of Formula XLVI is aminated to provide a 1*H*-imidazo[4,5-*c*]quinolin-4-amine of Formula I. The reaction is carried out by heating (e.g., 125-175°C) a compound of Formula XLVI under pressure in a sealed reactor in the presence of a solution of ammonia in an alcohol. The product or a pharmaceutically acceptable salt thereof can be isolated using conventional methods.

Reaction Scheme X

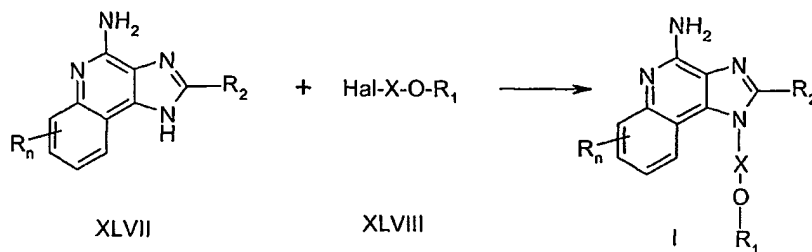


Compounds of the invention can be prepared according to Reaction Scheme XI where R, R<sub>1</sub>, R<sub>2</sub>, X and n are as defined above.

In Reaction Scheme XI a 1*H*-imidazo[4,5-*c*]quinolin-4-amine of Formula XLVII is alkylated with a halide of Formula XLVIII to provide a 1*H*-imidazo[4,5-*c*]quinolin-4-amine of Formula I. The compound of Formula XLVII is reacted with sodium hydride in a suitable solvent such as *N,N*-dimethylformamide. The halide is then added to the reaction mixture. The reaction can be carried out at an elevated temperature (~100°C). Alkylation occurs at both the N1 and the N3 nitrogens; however, the desired 1-isomer can be readily separated from the 3-isomer using conventional techniques such as column chromatography and recrystallization.

Many 1*H*-imidazo[4,5-*c*]quinolin-4-amines of Formula XLVII are known; others may be prepared using known synthetic methods, see for example, Gerster, U.S. Patent No. 5,756,747 and the references cited therein.

Reaction Scheme XI



15

Compounds of the invention can be prepared according to Reaction Scheme XII where R, R<sub>1</sub>, R<sub>2</sub>, X and n are as defined above.

In step (1) of Reaction Scheme XII a 4-nitrotetrazolo[1,5-*a*]quinolin-5-ol of Formula XLIX is chlorinated to provide a 5-chloro-4-nitrotetrazolo[1,5-*a*]quinoline of Formula L. Conventional chlorinating agents can be used. Preferably the reaction is carried out using phosphorus oxychloride in a suitable solvent such as *N,N*-dimethylformamide. 4-Nitrotetrazolo[1,5-*a*]quinolin-5-ols of Formula XLIX are known or can be prepared using known synthetic methods (see for example, Gerster, et al., U.S. Patent No. 5,741,908 and references cited therein).

25

In step (2) of Reaction Scheme XII a 5-chloro-4-nitrotetrazolo[1,5-*a*]quinoline of Formula L is reacted with an amine of Formula R<sub>1</sub>-O-X-NH<sub>2</sub> to provide a 4-

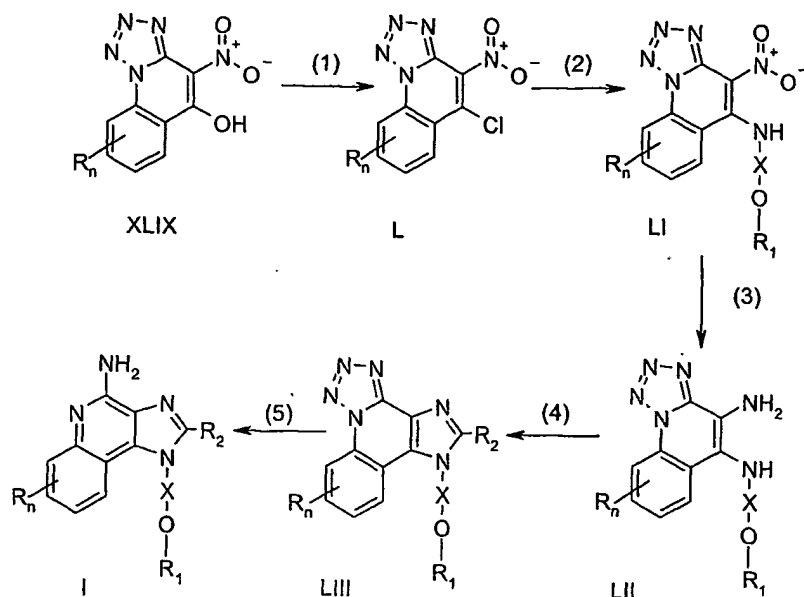
nitrotetrazolo[1,5-a]quinolin-5-amine of Formula LI. The reaction can be carried out by adding the amine to a solution of a compound of Formula L in a suitable solvent such as dichloromethane in the presence of triethylamine.

5 In step (3) of Reaction Scheme XII a 4-nitrotetrazolo[1,5-a]quinolin-5-amine of Formula LI is reduced using the method of step (2) in Reaction Scheme VI to provide a tetrazolo[1,5-a]quinolin-4,5-diamine of Formula LII.

In step (4) of Reaction Scheme XII a tetrazolo[1,5-a]quinolin-4,5-diamine of Formula LII is cyclized using the method of step (3) in Reaction Scheme VI to provide a 6*H*-imidazo[4,5-*c*]tetrazolo[1,5-*a*]quinoline of Formula LIII.

10 In step (5) of Reaction Scheme XII a 6*H*-imidazo[4,5-*c*]tetrazolo[1,5-*a*]quinoline of Formula LIII is reduced to provide a 1*H*-imidazo[4,5-*c*]quinolin-4-amine of Formula I. Step (5) involves (i) reacting a compound of Formula LIII with triphenylphosphine and then (ii) hydrolyzing. Part (i) can be carried out by combining a compound of Formula LIII with triphenylphosphine in a suitable solvent such as 1,2-dichlorobenzene and  
15 heating. Part (ii) involves hydrolysis of the product from part (i). The hydrolysis can be carried out by conventional methods such as heating in the presence of water or a lower alkanol optionally in the presence of a catalyst such as an alkali metal hydroxide or lower alkoxide. The product or a pharmaceutically acceptable salt thereof can be isolated using  
20 conventional methods.

## Reaction Scheme XII



5

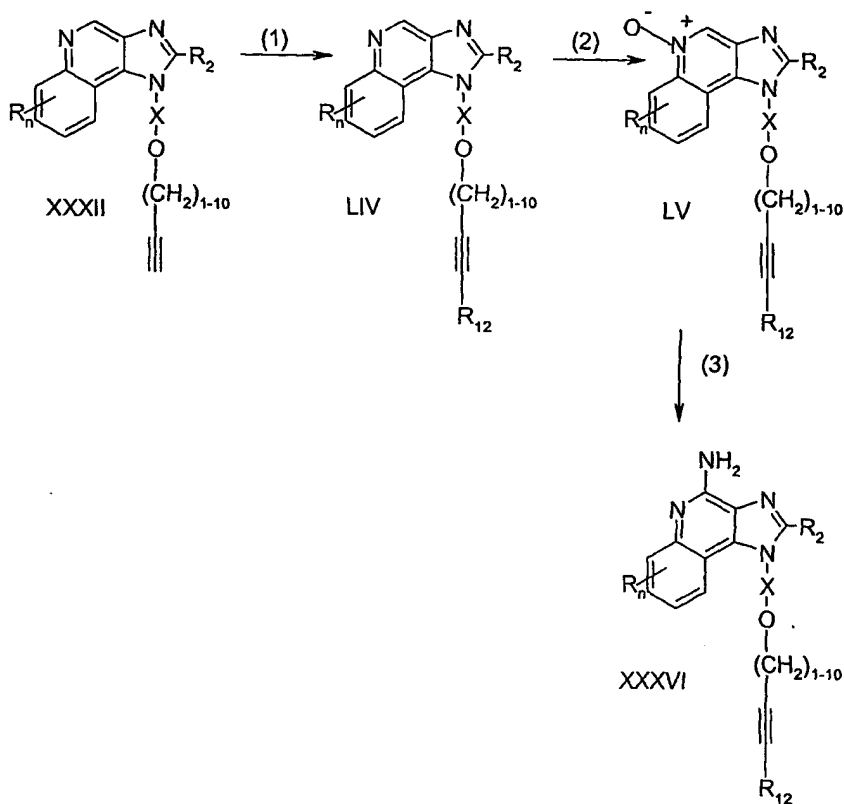
Compounds of the invention can be prepared according to Reaction Scheme XIII where R, R<sub>2</sub>, R<sub>12</sub>, X and n are as defined above.

10 In step (1) of Reaction Scheme XIII a 1H-imidazo[4,5-c]quinolin-1-yl ether of Formula XXXII is coupled with a halide of Formula Hal-R<sub>12</sub> using the method of step (5) in Reaction Scheme VII to provide a 1H-imidazo[4,5-c]quinolin-1-yl ether of Formula LIV.

15 In step (2) of Reaction Scheme XIII a 1H-imidazo[4,5-c]quinolin-1-yl ether of Formula LIV is oxidized using the method of step (2) in Reaction Scheme II to provide a 1H-imidazo[4,5-c]quinoline-5N-oxide of Formula LV.

20 In step (3) of Reaction Scheme XIII a 1H-imidazo[4,5-c]quinoline-5N-oxide of Formula LV is aminated using the method of step (3) in Reaction Scheme II to provide a 1H-imidazo[4,5-c]quinolin-4-amine of Formula XXXVI which is a subgenus of Formula II. The product or a pharmaceutically acceptable salt thereof can be isolated using conventional methods.

## Reaction Scheme XIII



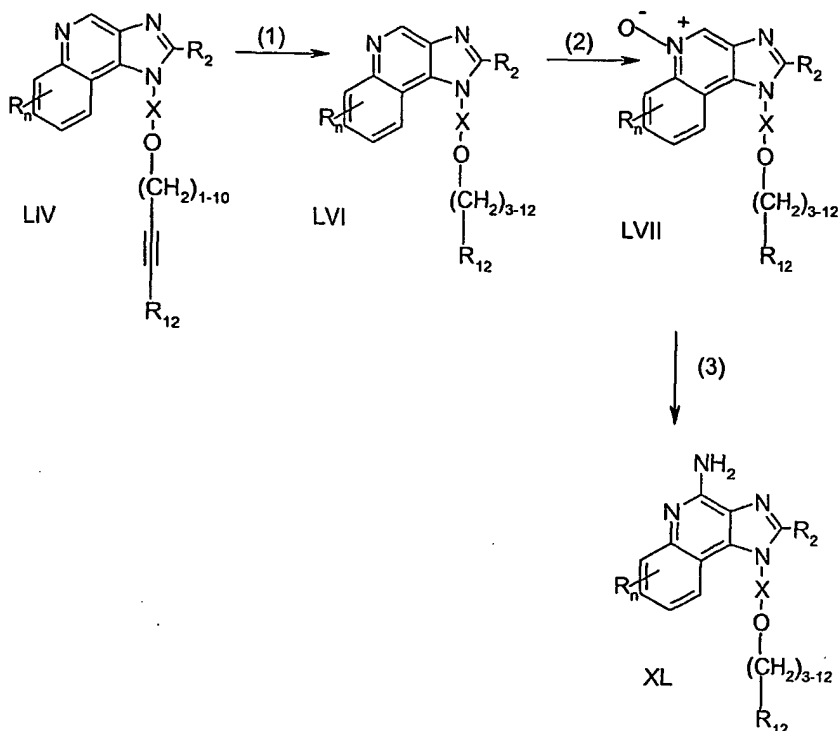
Compounds of the invention can be prepared according to Reaction Scheme XIV  
 5 where  $\text{R}$ ,  $\text{R}_2$ ,  $\text{R}_{12}$ ,  $\text{X}$  and  $n$  are as defined above.

In step (1) of Reaction Scheme XIV the alkyne bond of a 1H-imidazo[4,5-  
 c]quinolin-1-yl ether of Formula LIV is reduced using the method of step (4) of Reaction  
 Scheme VIII to provide a 1H-imidazo[4,5-c]quinolin-1-yl ether of Formula LVI.

In step (2) of Reaction Scheme XIV a 1H-imidazo[4,5-c]quinolin-1-yl ether of  
 10 Formula LVI is oxidized using the method of step (2) in Reaction Scheme II to provide a  
 1H-imidazo[4,5-c]quinoline-5N-oxide of Formula LVII.

In step (3) of Reaction Scheme XIV a 1H-imidazo[4,5-c]quinoline-5N-oxide of  
 Formula LVII is aminated using the method of step (3) in Reaction Scheme II to provide a  
 1H-imidazo[4,5-c]quinolin-4-amine of Formula XL which is a subgenus of Formula I. The  
 15 product or a pharmaceutically acceptable salt thereof can be isolated using conventional  
 methods.

## Reaction Scheme XIV



5

Tetrahydroimidazoquinolines of the invention can be prepared according to Reaction Scheme XV where R,  $R_2$ ,  $R_{12}$ , X and n are as defined above.

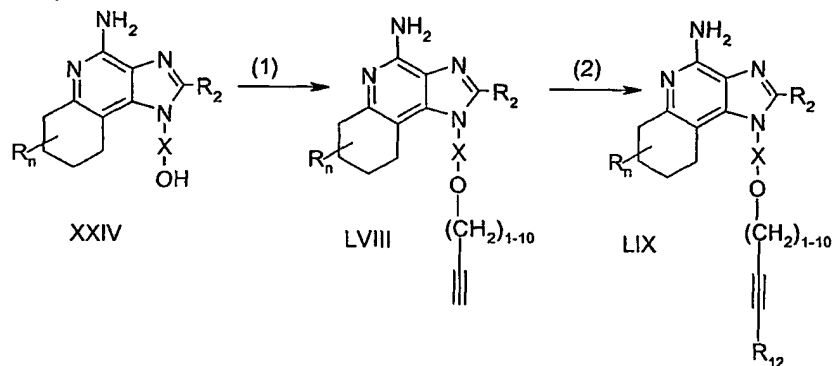
In step (1) of Reaction Scheme XV a 4-amino-6,7,8,9-tetrahydro-1H-imidazo[4,5-c]quinolin-1-yl alcohol of Formula XXIV is alkylated using the method described in Reaction Scheme V with a halide of Formula  $Hal-(CH_2)_{1-10}-CH\equiv CH$  to provide a 6,7,8,9-tetrahydro-1H-imidazo[4,5-c]quinolin-4-amine of Formula LVIII which is a subgenus of Formula IV.

In step (2) of Reaction Scheme XV a 6,7,8,9-tetrahydro-1H-imidazo[4,5-c]quinolin-4-amine of Formula LVIII is coupled using the method of step (5) of Reaction Scheme VII with a halide of Formula  $Hal-R_{12}$  to provide a 6,7,8,9-tetrahydro-1H-imidazo[4,5-c]quinolin-4-amine of Formula LIX which is a subgenus of Formula IV. The

product or a pharmaceutically acceptable salt thereof can be isolated using conventional methods.

## Reaction Scheme XV

5



Compounds of the invention can be prepared according to Reaction Scheme XVI where R, R<sub>1</sub>, R<sub>2</sub>, X and n are as defined above.

10

In step (1) of Reaction Scheme XVI a 2,4-dihydroxy-3-nitro-6,7,8,9-tetrahydroquinoline of Formula LX is chlorinated to provide a 2,4-dichloro-3-nitro-6,7,8,9-tetrahydroquinoline of Formula LXI. Conventional chlorinating agents can be used. Preferably the reaction is carried out by combining a compound of Formula LX with phosphorous oxychloride and then heating (55-65°C). Compounds of Formula LX are known or can be prepared using known synthetic methods (see for example Nikolaides et al., U.S. Patent 5,352,784 and references cited therein).

15

In step (2) of Reaction Scheme XVI a 2,4-dichloro-3-nitro-6,7,8,9-tetrahydroquinoline of Formula LXI is reacted with an amine of Formula R<sub>1</sub>-O-X-NH<sub>2</sub> to provide a 2-chloro-3-nitro-6,7,8,9-tetrahydroquinolin-4-amine of Formula LXII. The reaction can be carried out by adding the amine to a solution of a compound of Formula LXI in a suitable solvent such as N,N-dimethylformamide and heating (55-65°C).

20

In step (3) of Reaction Scheme XVI a 2-chloro-3-nitro-6,7,8,9-tetrahydroquinolin-4-amine of Formula LXII is reacted with phenol using the method of step (4) of Reaction Scheme IV to provide a 2-phenoxy-3-nitro-6,7,8,9-tetrahydroquinolin-4-amine of Formula LXIII.

25

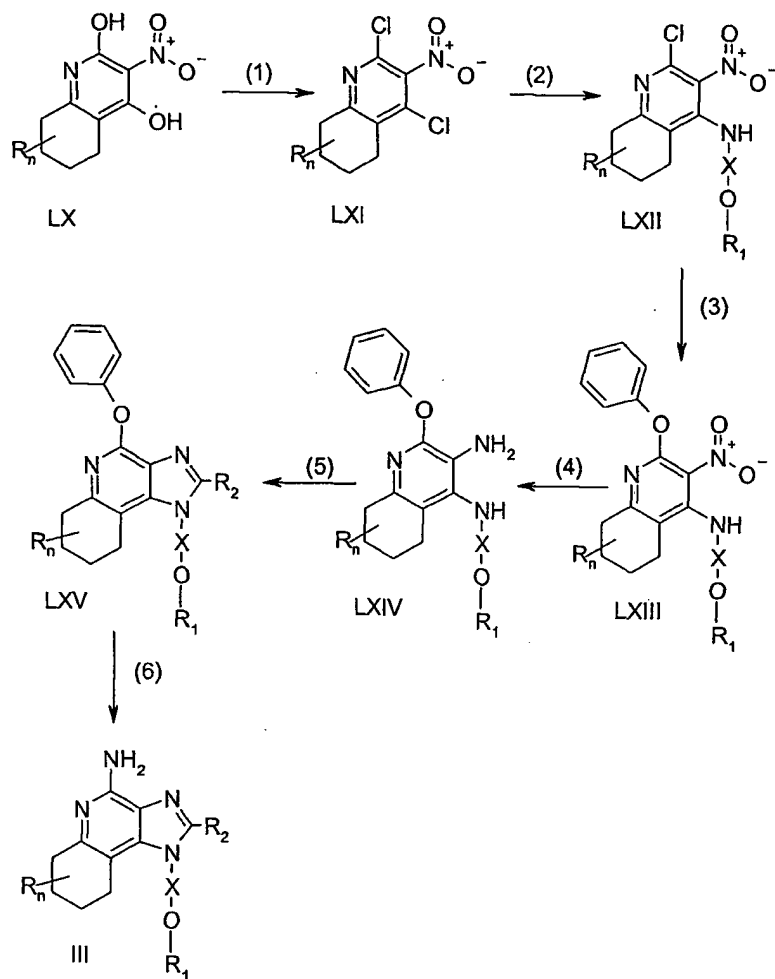


In step (4) of Reaction Scheme XVI a 2-phenoxy-3-nitro-6,7,8,9-tetrahydroquinolin-4-amine of Formula LXIII is reduced using the method of step (2) of Reaction Scheme VI to provide a 2-phenoxy-6,7,8,9-tetrahydroquinolin-3,4-diamine of Formula LXIV.

5 In step (5) of Reaction Scheme XVI a 2-phenoxy-6,7,8,9-tetrahydroquinolin-3,4-diamine of Formula LXIV is cyclized using the method of step (3) of Reaction Scheme VI to provide a 4-phenoxy-6,7,8,9-tetrahydro-1*H*-imidazo[4,5-*c*]quinoline of Formula LXV.

In step (6) of Reaction Scheme XVI a 4-phenoxy-6,7,8,9-tetrahydro-1*H*-imidazo[4,5-*c*]quinoline of Formula LXV is aminated using the method of step (7) of  
10 Reaction Scheme IV to provide a 6,7,8,9-tetrahydro-1*H*-imidazo[4,5-*c*]quinolin-4-amine of Formula III.

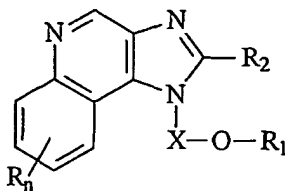
Reaction Scheme XVI



5

The invention also provides novel compounds useful as intermediates in the synthesis of the compounds of Formulas (I), (II), (III), and (IV). These intermediate compounds have the structural Formulas (V) – (IX), described in more detail below.

One class of intermediate compounds has formula (V):



(V)

wherein X is  $-\text{CHR}_3-$ ,  $-\text{CHR}_3\text{-alkyl-}$ , or  $-\text{CHR}_3\text{-alkenyl-}$ ;

5

$\text{R}_1$  is selected from the group consisting of:

- aryl;
- alkenyl;
- $-\text{R}_4\text{-aryl}$ ; and
- $-(\text{CH}_2)_{1-10}\text{-C}\equiv\text{C-R}_{10}$  ;

10

$\text{R}_2$  is selected from the group consisting of:

- hydrogen;
- alkyl;
- alkenyl;
- aryl;
- heteroaryl;
- heterocyclyl;
- alkyl-Y-alkyl;
- alkyl-Y-alkenyl;
- alkyl-Y-aryl; and

15

20

- alkyl or alkenyl substituted by one or more substituents selected from the group consisting of:

- OH;
- halogen;
- $-\text{N}(\text{R}_3)_2$ ;
- $-\text{CO-N}(\text{R}_3)_2$ ;
- $-\text{CO-C}_{1-10}$  alkyl;
- $-\text{CO-O-C}_{1-10}$  alkyl;
- $-\text{N}_3$ ;
- aryl;

25

-heteroaryl;  
 -heterocyclyl;  
 -CO-aryl; and  
 -CO-heteroaryl;

5

$R_4$  is alkyl or alkenyl, which may be interrupted by one or more  
 -O- groups;

each  $R_3$  is independently H or  $C_{1-10}$  alkyl;

$R_{10}$  is selected from the group consisting of H, alkyl, alkenyl and aryl;

each Y is independently -O- or  $-S(O)_{0-2}$ ;

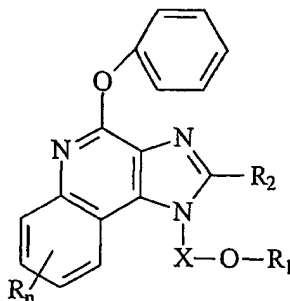
10

n is 0 to 4; and

each R present is independently selected from the group consisting of  $C_{1-10}$   
 alkyl,  $C_{1-10}$  alkoxy, hydroxy, halogen and trifluoromethyl;  
 or a pharmaceutically acceptable salt thereof.

15

Another class of intermediates are imidazoquinoline-4-phenoxy compounds of  
 formula (VI):



(VI)

20

wherein

X is  $-CHR_3-$ ,  $-CHR_3$ -alkyl-, or  $-CHR_3$ -alkenyl-;

$R_1$  is selected from the group consisting of:

-aryl;

-alkenyl;

$-R_4$ -aryl; and

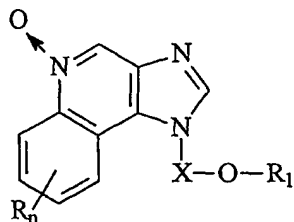
25

$-(CH_2)_{1-10}-C\equiv C-R_{10}$  ;

$R_2$  is selected from the group consisting of:

- hydrogen;  
 -alkyl;  
 -alkenyl;  
 -aryl;  
 5 -heteroaryl;  
 -heterocyclyl;  
 -alkyl-Y-alkyl;  
 alkyl-Y- alkenyl;  
 alkyl-Y-aryl; and  
 10 - alkyl or alkenyl substituted by one or more substituents selected  
 from the group consisting of:  
 -OH;  
 -halogen;  
 -N(R<sub>3</sub>)<sub>2</sub>;  
 15 -CO-N(R<sub>3</sub>)<sub>2</sub>;  
 -CO-C<sub>1-10</sub> alkyl;  
 -CO-O-C<sub>1-10</sub> alkyl;  
 -N<sub>3</sub>;  
 -aryl;  
 20 -heteroaryl;  
 -heterocyclyl;  
 -CO-aryl; and  
 -CO-heteroaryl;
- R<sub>4</sub> is alkyl or alkenyl, both of which may be interrupted by one or more  
 25 -O- groups;  
 each R<sub>3</sub> is independently H or C<sub>1-10</sub> alkyl;  
 R<sub>10</sub> is selected from the group consisting of H, alkyl, alkenyl and aryl;  
 each Y is independently -O- or -S(O)<sub>0-2</sub>;  
 n is 0 to 4; and  
 30 each R present is independently selected from the group consisting of C<sub>1-10</sub>  
 alkyl, C<sub>1-10</sub> alkoxy, hydroxy, halogen and trifluoromethyl;  
 or a pharmaceutically acceptable salt thereof.

Another class of intermediate compounds are the imidazoquinoline-N-oxide compounds of formula (VII):



(VII)

5

wherein X is  $-\text{CHR}_3-$ ,  $-\text{CHR}_3\text{-alkyl-}$ , or  $-\text{CHR}_3\text{-alkenyl-}$ ;

$\text{R}_1$  is selected from the group consisting of:

- aryl;
- alkenyl;
- $-\text{R}_4\text{-aryl}$ ; and
- $-(\text{CH}_2)_{1-10}\text{-C}\equiv\text{C-R}_{10}$ ;

10

$\text{R}_4$  is alkyl or alkenyl, both of which may be interrupted by one or more  $-\text{O}-$  groups;

15

each  $\text{R}_3$  is independently H or  $\text{C}_{1-10}$  alkyl;

$\text{R}_{10}$  is selected from the group consisting of H, alkyl, alkenyl and aryl;

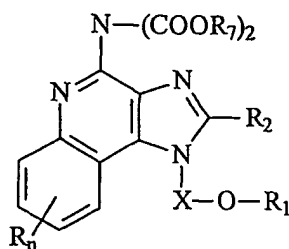
$n$  is 0 to 4; and

each R present is independently selected from the group consisting of  $\text{C}_{1-10}$  alkyl,  $\text{C}_{1-10}$  alkoxy, hydroxy, halogen and trifluoromethyl;

20

or a pharmaceutically acceptable salt thereof.

An additional class of intermediate compounds has the formula (VIII):



5

(VIII)

wherein X is  $-\text{CHR}_3-$ ,  $-\text{CHR}_3\text{-alkyl-}$ , or  $-\text{CHR}_3\text{-alkenyl-}$ ;

R<sub>1</sub> is selected from the group consisting of:

- aryl;
- alkenyl;
- R<sub>4</sub>-aryl; and
- $-(\text{CH}_2)_{1-10}-\text{C}\equiv\text{C}-\text{R}_{10}$ ;

10

R<sub>2</sub> is selected from the group consisting of:

- hydrogen;
- alkyl;
- alkenyl;
- aryl;
- heteroaryl;
- heterocyclyl;
- alkyl-Y-alkyl;
- alkyl-Y-alkenyl;
- alkyl-Y-aryl; and
- alkyl or alkenyl substituted by one or more substituents selected from the group consisting of:

15

20

25

- OH;
- halogen;
- $-\text{N}(\text{R}_3)_2$ ;

-CO-N(R<sub>3</sub>)<sub>2</sub>;  
 -CO-C<sub>1-10</sub> alkyl;  
 -CO-O-C<sub>1-10</sub> alkyl;  
 -N<sub>3</sub>;  
 -aryl;  
 -heteroaryl;  
 -heterocyclyl;  
 -CO-aryl; and  
 -CO-heteroaryl;

5

10

R<sub>4</sub> is alkyl or alkenyl, which may be interrupted by one or more  
 -O- groups;

each R<sub>3</sub> is independently H or C<sub>1-10</sub> alkyl;

R<sub>10</sub> is selected from the group consisting of H, alkyl, alkenyl and aryl;

each Y is independently -O- or -S(O)<sub>0-2</sub>-;

15

n is 0 to 4;

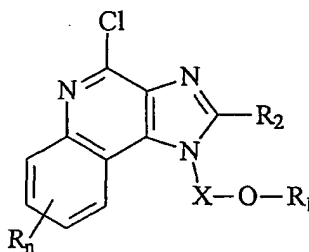
each R present is independently selected from the group consisting of C<sub>1-10</sub>  
 alkyl, C<sub>1-10</sub> alkoxy, hydroxy, halogen and trifluoromethyl; and

R<sub>7</sub> is *tert*-butyl or benzyl;

or a pharmaceutically acceptable salt thereof.

20

A further class of intermediates are imidazoquinoline-4-chloro compounds of the  
 formula (IX)



(IX)

25

wherein: X is -CHR<sub>3</sub>-, -CHR<sub>3</sub>-alkyl-, or -CHR<sub>3</sub>-alkenyl-;

R<sub>1</sub> is selected from the group consisting of:



aryl;  
 alkenyl;  
 R<sub>4</sub>-aryl; and  
 -(CH<sub>2</sub>)<sub>1-10</sub>-C≡CH

5

R<sub>2</sub> is selected from the group consisting of:

-hydrogen;  
 -alkyl;  
 -alkenyl;  
 -aryl;  
 -heteroaryl;  
 -heterocyclyl;  
 -alkyl-Y-alkyl;  
 -alkyl-Y-alkenyl;  
 -alkyl-Y-aryl; and

10

15

- alkyl or alkenyl substituted by one or more substituents selected from the group consisting of:

-OH;  
 -halogen;  
 -N(R<sub>3</sub>)<sub>2</sub>;  
 -CO-N(R<sub>3</sub>)<sub>2</sub>;  
 -CO-C<sub>1-10</sub> alkyl;  
 -CO-O-C<sub>1-10</sub> alkyl;  
 -N<sub>3</sub>;  
 -aryl;  
 -heteroaryl;  
 -heterocyclyl;  
 -CO-aryl; and  
 -CO-heteroaryl;

20

25

30

R<sub>4</sub> is alkyl or alkenyl, which may be interrupted by one or more  
 -O- groups;  
 each R<sub>3</sub> is independently H or C<sub>1-10</sub> alkyl;  
 each Y is independently -O- or -S(O)<sub>0-2</sub>;

n is 0 to 4; and

each R present is independently selected from the group consisting of C<sub>1-10</sub> alkyl, C<sub>1-10</sub> alkoxy, hydroxy, halogen and trifluoromethyl; or a pharmaceutically acceptable salt thereof.

5

As used herein, the terms "alkyl", "alkenyl" and the prefix "alk-" are inclusive of both straight chain and branched chain groups and of cyclic groups, i.e. cycloalkyl and cycloalkenyl. Unless otherwise specified, these groups contain from 1 to 20 carbon atoms, with alkenyl groups containing from 2 to 20 carbon atoms. Preferred groups have a total of up to 10 carbon atoms. Cyclic groups can be monocyclic or polycyclic and preferably have from 3 to 10 ring carbon atoms. Exemplary cyclic groups include cyclopropyl, cyclopropylmethyl, cyclopentyl, cyclohexyl, cyclopropylmethyl, and adamantyl.

In addition, the alkyl and alkenyl portions of -X- groups can be unsubstituted or substituted by one or more substituents, which substituents are selected from the group consisting of alkyl, alkenyl, aryl, heteroaryl, heterocyclyl, arylalkyl, heteroarylalkyl, and heterocyclylalkyl.

The term "haloalkyl" is inclusive of groups that are substituted by one or more halogen atoms, including perfluorinated groups. This is also true of groups that include the prefix "halo-". Examples of suitable haloalkyl groups are chloromethyl, trifluoromethyl, and the like.

The term "aryl" as used herein includes carbocyclic aromatic rings or ring systems. Examples of aryl groups include phenyl, naphthyl, biphenyl, fluorenyl and indenyl. The term "heteroaryl" includes aromatic rings or ring systems that contain at least one ring hetero atom (e.g., O, S, N). Suitable heteroaryl groups include furyl, thienyl, pyridyl, quinolinyl, isoquinolinyl, indolyl, isoindolyl, triazolyl, pyrrolyl, tetrazolyl, imidazolyl, pyrazolyl, oxazolyl, thiazolyl, benzofuranyl, benzothiophenyl, carbazolyl, benzoxazolyl, pyrimidinyl, benzimidazolyl, quinoxalyl, benzothiazolyl, naphthyridinyl, isoxazolyl, isothiazolyl, purinyl, quinazolyl, and so on.

"Heterocyclyl" includes non-aromatic rings or ring systems that contain at least one ring hetero atom (e.g., O, S, N) and includes all of the fully saturated and partially unsaturated derivatives of any of the above mentioned heteroaryl groups. Exemplary

heterocyclic groups include pyrrolidinyl, tetrahydrofuranyl, morpholinyl, thiomorpholinyl, piperidinyl, piperazinyl, thiazolidinyl, imidazolidinyl, isothiazolidinyl, and the like.

The aryl, heteroaryl, and heterocyclyl groups can be unsubstituted or substituted by one or more substituents independently selected from the group consisting of alkyl, alkoxy, alkylthio, haloalkyl, haloalkoxy, haloalkylthio, halogen, nitro, hydroxy, mercapto, cyano, carboxy, formyl, aryl, aryloxy, arylthio, arylalkoxy, arylalkylthio, heteroaryl, heteroaryloxy, heteroarylthio, heteroarylalkoxy, heteroarylalkylthio, amino, alkylamino, dialkylamino, heterocyclyl, heterocycloalkyl, alkylcarbonyl, alkenylcarbonyl, alkoxy carbonyl, haloalkylcarbonyl, haloalkoxy carbonyl, alkylthiocarbonyl, arylcarbonyl, heteroarylcarbonyl, aryloxy carbonyl, heteroaryloxy carbonyl, arylthiocarbonyl, heteroarylthiocarbonyl, alkanoyloxy, alkanoylthio, alkanoylamino, aroyloxy, aroylthio, aroylamino, alkylaminosulfonyl, alkylsulfonyl, arylsulfonyl, heteroarylsulfonyl, alkylcarbonylamino, alkenylcarbonylamino, arylcarbonylamino, arylalkylcarbonylamino, heteroarylcarbonylamino, heteroarylalkylcarbonylamino, alkylsulfonylamino, alkenylsulfonylamino, arylsulfonylamino, arylalkylsulfonylamino, heteroarylsulfonylamino, heteroarylalkylsulfonylamino, alkylaminocarbonylamino, alkenylaminocarbonylamino, arylaminocarbonylamino, arylalkylaminocarbonylamino, heteroarylaminocarbonylamino, heteroarylalkylaminocarbonylamino, and, in the case of heterocyclyl, oxo. If any other groups are identified as being "substituted" or "optionally substituted", then those groups can also be substituted by one or more of the above enumerated substituents.

Certain substituents are generally preferred. For example,  $R_4$ -aryl is a preferred  $R_1$  group and preferred  $R_{10}$  groups are alkyl and aryl, with phenyl or substituted phenyl being a preferred aryl group. Preferably no R substituents are present (i.e., n is 0). Preferred  $R_2$  groups include hydrogen, alkyl groups having 1 to 4 carbon atoms (i.e., methyl, ethyl, propyl, isopropyl, n-butyl, sec-butyl, isobutyl, and cyclopropylmethyl), methoxyethyl, and ethoxymethyl. For substituted groups such as substituted alkyl or substituted aryl groups, preferred substituents include halogen, nitrile, nitro, carboxy, methoxy, methylthio, trifluoromethyl, and trifluoromethoxy. One or more of these preferred substituents, if present, can be present in the compounds of the invention in any combination.

The invention is inclusive of the compounds described herein in any of their pharmaceutically acceptable forms, including isomers (e.g., diastereomers and enantiomers), salts, solvates, polymorphs, and the like. In particular, if a compound is optically active, the invention specifically includes each of the compound's enantiomers as well as racemic mixtures of the enantiomers.

#### Pharmaceutical Compositions and Biological Activity

Pharmaceutical compositions of the invention contain a therapeutically effective amount of a compound of the invention as described above in combination with a pharmaceutically acceptable carrier.

The term "a therapeutically effective amount" means an amount of the compound sufficient to induce a therapeutic effect, such as cytokine induction, antitumor activity, and/or antiviral activity. Although the exact amount of active compound used in a pharmaceutical composition of the invention will vary according to factors known to those of skill in the art, such as the physical and chemical nature of the compound, the nature of the carrier, and the intended dosing regimen, it is anticipated that the compositions of the invention will contain sufficient active ingredient to provide a dose of about 100ng/kg to about 50mg/kg, preferably about 10µg/kg to about 5mg/kg, of the compound to the subject. Any of the conventional dosage forms may be used, such as tablets, lozenges, parenteral formulations, syrups, creams, ointments, aerosol formulations, transdermal patches, transmucosal patches and the like.

The compounds of the invention can be administered as the single therapeutic agent in the treatment regimen, or the compounds of the invention may be administered in combination with one another or with other active agents, including additional immune response modifiers, antivirals, antibiotics, etc.

The compounds of the invention have been shown to induce the production of certain cytokines in experiments performed according to the tests set forth below. These results indicate that the compounds are useful as immune response modifiers that can modulate the immune response in a number of different ways, rendering them useful in the treatment of a variety of disorders.

Cytokines whose production may be induced by the administration of compounds according to the invention generally include interferon- $\alpha$  (IFN- $\alpha$ ) and/or tumor necrosis

factor- $\alpha$  (TNF- $\alpha$ ) as well as certain interleukins (IL). Cytokines whose biosynthesis may be induced by compounds of the invention include IFN- $\alpha$ , TNF- $\alpha$ , IL-1, IL-6, IL-10 and IL-12, and a variety of other cytokines. Among other effects, these and other cytokines can inhibit virus production and tumor cell growth, making the compounds useful in the treatment of viral diseases and tumors. Accordingly, the invention provides a method of inducing cytokine biosynthesis in an animal comprising administering an effective amount of a compound or composition of the invention to the animal.

Certain compounds of the invention have been found to preferentially induce the expression of IFN- $\alpha$  in a population of hematopoietic cells such as PBMCs (peripheral blood mononuclear cells) containing pDC2 cells (precursor dendritic cell-type 2) without concomitant production of significant levels of inflammatory cytokines.

In addition to the ability to induce the production of cytokines, the compounds of the invention affect other aspects of the innate immune response. For example, natural killer cell activity may be stimulated, an effect that may be due to cytokine induction. The compounds may also activate macrophages, which in turn stimulate secretion of nitric oxide and the production of additional cytokines. Further, the compounds may cause proliferation and differentiation of B-lymphocytes.

Compounds of the invention also have an effect on the acquired immune response. For example, although there is not believed to be any direct effect on T cells or direct induction of T cell cytokines, the production of the T helper type 1 (Th1) cytokine IFN- $\gamma$  is induced indirectly and the production of the T helper type 2 (Th2) cytokines IL-4, IL-5 and IL-13 are inhibited upon administration of the compounds. This activity means that the compounds are useful in the treatment of diseases where upregulation of the Th1 response and/or downregulation of the Th2 response is desired. In view of the ability of compounds of the invention to inhibit the Th2 immune response, the compounds are expected to be useful in the treatment of atopic diseases, e.g., atopic dermatitis, asthma, allergy, allergic rhinitis; systemic lupus erythematosus; as a vaccine adjuvant for cell mediated immunity; and possibly as a treatment for recurrent fungal diseases and chlamydia.

The immune response modifying effects of the compounds make them useful in the treatment of a wide variety of conditions. Because of their ability to induce the production of cytokines such as IFN- $\alpha$  and/or TNF- $\alpha$ , the compounds are particularly

useful in the treatment of viral diseases and tumors. This immunomodulating activity suggests that compounds of the invention are useful in treating diseases such as, but not limited to, viral diseases including genital warts; common warts; plantar warts; Hepatitis B; Hepatitis C; Herpes Simplex Virus Type I and Type II; molluscum contagiosum; 5 variola, particularly variola major; rhinovirus; adenovirus; influenza; para-influenza; HIV; CMV; VZV; intraepithelial neoplasias such as cervical intraepithelial neoplasia; human papillomavirus (HPV) and associated neoplasias; fungal diseases, e.g. candida, aspergillus, and cryptococcal meningitis; neoplastic diseases, e.g., basal cell carcinoma, hairy cell leukemia, Kaposi's sarcoma, renal cell carcinoma, squamous cell carcinoma, myelogenous 10 leukemia, multiple myeloma, melanoma, non-Hodgkin's lymphoma, cutaneous T-cell lymphoma, and other cancers; parasitic diseases, e.g. pneumocystis carinii, cryptosporidiosis, histoplasmosis, toxoplasmosis, trypanosome infection, and leishmaniasis; and bacterial infections, e.g., tuberculosis, and mycobacterium avium. Additional diseases or conditions that can be treated using the compounds of the invention 15 include actinic keratosis; eczema; eosinophilia; essential thrombocythaemia; leprosy; multiple sclerosis; Ommen's syndrome; discoid lupus; Bowen's disease; Bowenoid papulosis; alopecia areata; the inhibition of keloid formation after surgery and other types of post-surgical scars. In addition, these compounds could enhance or stimulate the healing of wounds, including chronic wounds. The compounds may be useful for treating 20 the opportunistic infections and tumors that occur after suppression of cell mediated immunity in, for example, transplant patients, cancer patients and HIV patients.

An amount of a compound effective to induce cytokine biosynthesis is an amount sufficient to cause one or more cell types, such as monocytes, macrophages, dendritic cells and B-cells to produce an amount of one or more cytokines such as, for example, IFN- $\alpha$ , 25 TNF- $\alpha$ , IL-1, IL-6, IL-10 and IL-12 that is increased over the background level of such cytokines. The precise amount will vary according to factors known in the art but is expected to be a dose of about 100 ng/kg to about 50 mg/kg, preferably about 10  $\mu$ g/kg to about 5 mg/kg.

The invention also provides a method of treating a viral infection in an animal and 30 a method of treating a neoplastic disease in an animal comprising administering an effective amount of a compound or composition of the invention to the animal. An amount effective to treat or inhibit a viral infection is an amount that will cause a

reduction in one or more of the manifestations of viral infection, such as viral lesions, viral load, rate of virus production, and mortality as compared to untreated control animals.

The precise amount will vary according to factors known in the art but is expected to be a dose of about 100 ng/kg to about 50 mg/kg, preferably about 10 µg/kg to about 5 mg/kg.

5 An amount of a compound effective to treat a neoplastic condition is an amount that will cause a reduction in tumor size or in the number of tumor foci. Again, the precise amount will vary according to factors known in the art but is expected to be a dose of about 100 ng/kg to about 50 mg/kg, preferably about 10 µg/kg to about 5 mg/kg.

10 The invention is further described by the following examples, which are provided for illustration only and are not intended to be limiting in any way.

### EXAMPLES

In the examples below some of the compounds were purified using semi-preparative HPLC. Two different methods were used and they are described below. Both  
15 methods used a A-100 Gilson-6 equipped with 900 Series Intelligent Interface. The semi-prep HPLC fractions were analyzed by LC-APCI/MS and the appropriate fractions were combined and lyophilized to provide the trifluoroacetate salt of the desired compound.

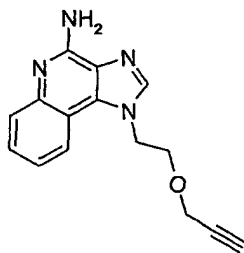
#### Method A

20 Column: column Microsorb C18, 21.4 x 250 mm, 8 micron particle size, 60A pore; flow rate: 10 mL/min.; gradient elution from 2-95% B in 25 min., hold at 95% B for 5 min., where A=0.1 % trifluoroacetic acid/water and B=0.1% trifluoroacetic acid/acetonitrile; peak detection at 254 nm for triggering fraction collection.

#### Method B

25 Column: Phenomenex Capcell PakC18, 35 x 20 mm, 5 micron particle size; flow rate: 20 mL/min.; gradient elution from 5-95% B in 10 min., hold at 95% B for 2 min., where A=0.1 % trifluoroacetic acid/water and B=0.1% trifluoroacetic acid/acetonitrile; peak detection at 254 nm for triggering fraction collection.

## Example 1

1-[2-(2-Propynyloxy)ethyl]-1*H*-imidazo[4,5-*c*]quinolin-4-amine

## Part A

5           2-(1*H*-Imidazo[4,5-*c*]quinolin-1-yl)-1-ethanol (28.5 g, 0.133 mol) was added in portions over a period of 1 hour to a mixture of sodium hydroxide (240 mL of 50%), dichloromethane (240 mL), propargyl bromide (39.6 g of 80%, 0.266 mol) and benzyltrimethylammonium chloride (2.46 g, 0.013 mmol). The resulting reaction mixture was allowed to stir at ambient temperature for 16 hours. The layers were separated. The aqueous fraction was extracted with additional dichloromethane. The organic fractions were combined, washed with water, dried over magnesium sulfate and then concentrated under reduced pressure. The resulting residue was combined with diethyl ether and the mixture was allowed to stir. An orange solid was isolated by filtration. This material was recrystallized from ethyl acetate to provide 19.8 g of 2-(1*H*-imidazo[4,5-*c*]quinolin-1-yl)ethyl (2-propynyl) ether as a yellow crystalline solid, m.p. 124-126°C.

10           Analysis. Calculated for C<sub>15</sub>H<sub>13</sub>N<sub>3</sub>O: %C, 71.70; %H, 5.21; %N, 16.72. Found: %C, 71.85; %H, 5.25; %N, 16.90

15           <sup>1</sup>H NMR (300 MHz, DMSO) δ 9.21 (s, 1 H), 8.44 (m, 1 H), 8.36 (s, 1H), 8.18 (m, 1 H), 7.71 (m, 2 H), 4.93 (t, J = 5.1 Hz, 2 H), 4.14 (d, J = 2.4 Hz, 2 H), 3.98 (t, J = 5.1 Hz, 2 H), 3.35 (t, J = 2.2 Hz, 1 H)

20           HRMS(ESI) Calculated for C<sub>15</sub>H<sub>14</sub>N<sub>3</sub>O (MH<sup>+</sup>) 252.1137, found 252.1141

## Part B

25           2-(1*H*-Imidazo[4,5-*c*]quinolin-1-yl)ethyl (2-propynyl) ether (19.7 g, 78.4 mmol) and chloroform were combined and then cooled to 0°C. 3-Chloroperoxybenzoic acid (15.7 g of 57-86%) was added and the mixture was allowed to stir for 0.5 hour. The mixture was allowed to warm to ambient temperature by which time all material was in solution. Analysis by thin layer chromatography (TLC) indicated that some starting material was



still present so more 3-chloroperoxybenzoic acid (two separate 4 g portions) was added. About 0.5 hour after the second portion was added, TLC showed no starting material. The reaction solution was extracted with 10% sodium hydroxide. The aqueous fraction was then extracted multiple times with dichloromethane. The organic fractions were  
5 combined, dried over magnesium sulfate, filtered and then concentrated under reduced pressure to provide 18.5 g of 1-[2-(2-propynyloxy)ethyl]-1*H*-imidazo[4,5-*c*]quinoline-5*N*-oxide as a yellow oil.

HRMS(ESI) Calculated for  $C_{15}H_{14}N_3O_2$  ( $MH^+$ ) 268.1086, found 268.1098

#### Part C

10 Under a nitrogen atmosphere trichloroacetyl isocyanate (15.5 g, 82.2 mmol) was added dropwise to a mixture of 1-[2-(2-propynyloxy)ethyl]-1*H*-imidazo[4,5-*c*]quinoline-5*N*-oxide (18.3 g, 68.5 mmol) and dichloromethane (300 mL). Vigorous carbon dioxide evolution was observed. After about 0.5 hour all of the material was in solution. The reaction solution was allowed to stir for about 1 hour at which time analysis by TLC  
15 indicated the presence of a small amount of starting material. More trichloroacetyl isocyanate (4.5 g) was added. After 1 hour, TLC analysis indicated that the reaction was complete. The volatiles were removed under reduced pressure to provide *N*-{1-[2-(2-propynyloxy)ethyl]-1*H*-imidazo[4,5-*c*]quinolin-4-yl}-2,2,2-trichloroacetamide as a pale yellow solid.

#### 20 Part D

Dichloromethane (150 mL) was added to a mixture of the solid from Part C and methanol (200 mL) and all of the material went into solution. Sodium methoxide (50 g of 25% in methanol) was added and the solution was allowed to stir at ambient temperature overnight. The resulting precipitate was isolated by filtration. The filtrate was  
25 concentrated to a volume of approximately 100 mL and a second crop of precipitate was isolated by filtration. The two crops were combined and dried in a vacuum oven at 60°C for 16 hours to provide 16.4 g of 1-[2-(2-propynyloxy)ethyl]-1*H*-imidazo[4,5-*c*]quinolin-4-amine as an off-white solid, m.p. 225-227°C.

Analysis. Calculated for  $C_{15}H_{14}N_4O$  ( $H_2O$ )<sub>1/4</sub>: %C, 66.53; %H, 5.40; %N, 20.69. Found:  
30 %C, 66.33; %H, 5.18; %N, 21.12

<sup>1</sup>H NMR (300 MHz, DMSO) δ 8.13 (s, 1 H), 8.08 (br d, *J* = 7.8 Hz, 1 H), 7.62 (br d, *J* = 8.3 Hz, 1 H), 7.44 (br t, *J* = 7.6 Hz, 1 H), 7.24 (br t, *J* = 7.5 Hz, 1 H), 6.54 (s, 2 H), 4.81 (t,

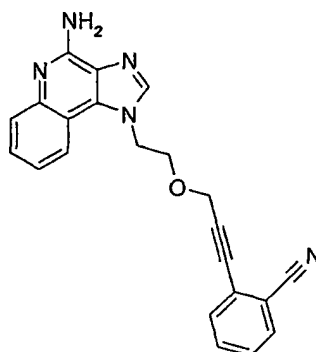
J = 5.4 Hz, 2 H), 4.14 (d, J = 2.4 Hz, 2 H), 3.93 (t, J = 5.1 Hz, 2 H), 3.38 (t, J = 2.4 Hz, 1 H)

HRMS(ESI) Calculated for C<sub>15</sub>H<sub>15</sub>N<sub>4</sub>O (MH<sup>+</sup>) 267.1246, found 267.1253

5

## Example 2

2-{3-[2-(4-Amino-1*H*-imidazo[4,5-*c*]quinolin-1-yl)ethoxy]-1-propynyl}benzonitrile



## Part A

Under a nitrogen atmosphere 1-[2-(2-propynyloxy)ethyl]-1*H*-imidazo[4,5-  
10 c]quinolin-4-amine (16 g, 60.1 mmol), di-*tert*-butyl dicarbonate (32.7 g, 150 mmol),  
triethylamine (21 mL, 150 mol), N,N-dimethylformamide (150 mL) and 4-  
(dimethylamino)pyridine (0.1 g) were combined and heated to 80-85°C. After about 1  
hour the mixture became homogeneous and TLC analysis indicated that very little starting  
material remained. The solution was heated for an additional hour. The solution was  
15 diluted with ethyl acetate and water. The layers were separated and the aqueous fraction  
was extracted with ethyl acetate. The organic fractions were combined, washed with  
water and then with brine, dried over magnesium sulfate, filtered and then concentrated  
under reduced pressure to provide a pale orange-yellow solid. This material was triturated  
with diethyl ether to provide 22.6 g of N,N-(bis *tert*-butoxycarbonyl)-1-[2-(2-  
20 propynyloxy)ethyl]-1*H*-imidazo[4,5-*c*]quinolin-4-amine as an off-white solid, m.p. 139-  
142°C.

Analysis. Calculated for C<sub>25</sub>H<sub>30</sub>N<sub>4</sub>O<sub>5</sub>: %C, 64.36; %H, 6.48; %N, 12.01. Found: %C,  
64.40; %H, 6.43; %N, 12.06

$^1\text{H}$  NMR (300 MHz, DMSO)  $\delta$  8.44 (m, 1 H), 8.35 (s, 1 H), 8.08 (m, 1 H), 7.73 (m, 2 H), 4.94 (t,  $J = 4.9$  Hz, 2 H), 4.12 (d,  $J = 2.4$  Hz, 2 H), 3.98 (t,  $J = 5.1$  Hz, 2 H), 3.31 (t,  $J = 2.4$  Hz, 1 H), 1.34 (s, 18 H)

HRMS(ESI) calcd for  $\text{C}_{25}\text{H}_{31}\text{N}_4\text{O}_5$  ( $\text{MH}^+$ ) 467.2294, found 467.2307

5 Part B

Under a nitrogen atmosphere 2-iodobenzonitrile (0.54 g, 2.35 mmol), dichlorobis(triphenylphosphine)palladium(II) (0.09 g, 0.13 mmol), and copper(I) iodide (0.05 g, 0.26 mmol) were added to a mixture of *N,N*-(bis *tert*-butoxycarbonyl)-1-[2-(2-propynyloxy)ethyl]-1*H*-imidazo[4,5-*c*]quinolin-4-amine (1.0 g, 2.14 mmol) and anhydrous *N,N*-dimethylformamide (25 mL). After 2 hours the reaction mixture was slowly poured into water. The resulting precipitate was collected and dried at 35°C for 16 hours to provide 1.18 g of 2-(3-{2-[4-(bis *tert*-butoxycarbonyl)amino-1*H*-imidazo[4,5-*c*]quinolin-1-yl]ethoxy}-1-propynyl)benzonitrile as a solid.

15  $^1\text{H}$  NMR (300 MHz, DMSO)  $\delta$  8.47 (d,  $J = 6.8$  Hz, 1 H), 8.39 (s, 1 H), 8.06 (d,  $J = 7.8$  Hz, 1 H), 7.87 (d,  $J = 7.3$  Hz, 1 H), 7.40 - 7.80 (m, 4 H), 7.34 (d,  $J = 7.3$  Hz, 1 H), 5.00 (br s, 2 H), 4.47 (br s, 2 H), 4.13 (s, 2 H), 1.31 (s, 18 H)

HRMS(ESI) Calculated for  $\text{C}_{32}\text{H}_{34}\text{N}_5\text{O}_5$  ( $\text{MH}^+$ ) 568.2560, found 568.2565

Part C

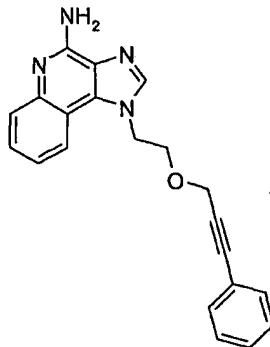
20 Trifluoroacetic acid (20 mL) was added to a solution of the material from Part B in dichloromethane (20 mL). After 4 hours the reaction mixture was diluted with dichloromethane containing a small amount of methanol and 20% sodium hydroxide. The layers were separated. The aqueous fraction was extracted with dichloromethane. The organic fractions were combined, dried over magnesium sulfate, filtered and then concentrated under reduced pressure to provide a yellow powder. This material was

25 purified by flash chromatography eluting with 9/1 dichloromethane/methanol to provide 0.48 g of 2-{3-[2-(4-amino-1*H*-imidazo[4,5-*c*]quinolin-1-yl)ethoxy]-1-propynyl}benzonitrile as a white powder, m.p. 180-183°C.

Analysis. Calculated for  $\text{C}_{22}\text{H}_{17}\text{N}_5\text{O} \cdot (\text{H}_2\text{O})_{2/5}$ : %C, 70.54; %H, 4.79; %N, 18.70. Found: %C, 70.61; %H, 4.75; %N, 18.70

30  $^1\text{H}$  NMR (300 MHz, DMSO)  $\delta$  8.19 (s, 1 H), 8.12 (d,  $J = 8.3$  Hz, 1 H), 7.88 (d,  $J = 7.8$  Hz, 1 H), 7.55 - 7.75 (m, 3 H), 7.40 - 7.50 (m, 2 H), 7.24 (br t,  $J = 7.5$  Hz, 1 H), 6.68 (br s, 2 H), 4.87 (t,  $J = 5.1$  Hz, 2 H), 4.50 (s, 2 H), 4.09 (t,  $J = 5.1$  Hz, 2 H)

## Example 3

1-{2-[(3-Phenyl-2-propynyl)oxy]ethyl}-1*H*-imidazo[4,5-*c*]quinolin-4-amine

5

Under a nitrogen atmosphere, a mixture of 1-[2-(2-propynyloxy)ethyl]-1*H*-imidazo[4,5-*c*]quinolin-4-amine (10 g, 37.6 mmol), anhydrous *N,N*-dimethylformamide (150 mL) and potassium carbonate (6.23 g, 45.1 mmol) was heated to 70°C. Iodobenzene (4.43 mL, 39.5 mmol), dichlorobis(triphenylphosphine)palladium(II) (0.53 g, 0.75 mol), and copper(I) iodide (0.29 g, 1.50 mmol) were added and the mixture was allowed to stir for 0.5 hour. The temperature was raised to about 85°C. After 1.5 hours analysis by HPLC (reverse phase, acetonitrile/water with 0.1% trifluoroacetic acid) indicated that the reaction was complete. The mixture was allowed to cool to ambient temperature and then it was filtered. The filtrate was concentrated under reduced pressure. The residue was purified twice by flash chromatography (95/5 dichloromethane/methanol) to provide 2.7 g of 1-{2-[(3-phenyl-2-propynyl)oxy]ethyl}-1*H*-imidazo[4,5-*c*]quinolin-4-amine as a white solid, m.p. 196-197°C.

Analysis. Calculated for  $C_{21}H_{18}N_4O$ : %C, 73.67; %H, 5.30; %N, 16.36. Found: %C, 73.29; %H, 5.23; %N, 16.35

$^1H$  NMR (300 MHz, DMSO)  $\delta$  8.17 (s, 1 H), 8.12 (d,  $J = 7.4$  Hz, 1 H), 7.63 (dd,  $J = 8.3, 0.9$  Hz, 1 H), 7.44 (t,  $J = 7.5$  Hz, 1 H), 7.15-7.40 (m, 6 H), 6.60 (s, 2 H), 4.86 (t,  $J = 5.1$  Hz, 2 H), 4.39 (s, 2 H), 4.03 (t,  $J = 5.1$  Hz, 2 H)

HRMS(EI) Calculated for  $C_{21}H_{18}N_4O$  ( $M^+$ ) 342.1481, found 342.1490

## Example 4

1-{2-[(3-Phenyl-2-propynyl)oxy]ethyl}-1*H*-imidazo[4,5-*c*]quinolin-4-amine  
Hydrochloride

5 1-{2-[(3-Phenyl-2-propynyl)oxy]ethyl}-1*H*-imidazo[4,5-*c*]quinolin-4-amine (1.0 g, 2.92 mmol) was dissolved in a mixture of methanol (15 mL) and dichloromethane (5 mL). Hydrogen chloride/diethyl ether (10 mL of 1M) was added and the reaction solution was allowed to stir for 16 hours by which time a precipitate had formed. The mixture was concentrated under reduced pressure to provide a solid. This material was recrystallized  
10 from acetonitrile containing a small amount of methanol to provide 0.52 g of 1-{2-[(3-phenyl-2-propynyl)oxy]ethyl}-1*H*-imidazo[4,5-*c*]quinolin-4-amine hydrochloride as an off-white crystalline solid, m.p. 231-236°C.

Analysis. Calculated for  $C_{21}H_{19}ClN_4O \cdot (H_2O)_{1/4}$ : %C, 65.79; %H, 5.13; %N, 14.61.

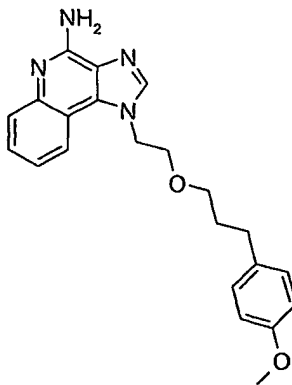
Found: %C, 65.72; %H, 5.0; %N, 14.73

15  $^1H$  NMR (300 MHz, DMSO)  $\delta$  8.49 (s, 1 H), 8.34 (d,  $J = 8.3$  Hz, 1 H), 7.81 (br d,  $J = 8.3$  Hz, 1 H), 7.72 (t,  $J = 7.8$  Hz, 1 H), 7.56 (t,  $J = 7.8$  Hz, 1 H), 7.30 - 7.40 (m, 3 H), 7.14 (dd,  $J = 8.0, 1.5$  Hz, 2 H), 4.94 (t,  $J = 4.8$  Hz, 2 H), 4.38 (s, 2 H), 4.05 (t,  $J = 4.9$  Hz, 2 H)

HRMS (EI) Calculated for  $C_{21}H_{18}N_4O$  ( $M^+$ ) 342.1481, found 342.1485

20

## Example 5

1-{2-[3-(4-Methoxyphenyl)propoxy]ethyl}-1*H*-imidazo[4,5-*c*]quinolin-4-amine

Part A

Under a nitrogen atmosphere, N,N-(bis *tert*-butoxycarbonyl)-1-[2-(2-propynyloxy)ethyl]-1*H*-imidazo[4,5-*c*]quinolin-4-amine (1.0 g, 2.14 mmol), triethylamine (0.8 mL, 5.56 mmol), 4-iodoanisole (0.51 g, 2.18 mmol) and anhydrous N,N-dimethylformamide (15 mL) were combined.

5 Dichlorobis(triphenylphosphine)palladium(II) (0.09 g, 0.13 mol) and copper(I) iodide (0.05 g, 0.26 mmol) were added and the reaction mixture was stirred for 1 hour at ambient temperature at which time analysis by HPLC (reverse phase, acetonitrile/water) indicated that the reaction was complete. The reaction mixture was partitioned between ethyl acetate and aqueous sodium bicarbonate. The organic fraction was washed with water and  
10 then with brine, dried over magnesium sulfate, filtered and then concentrated under reduced pressure to provide 0.95 g of N,N-(bis *tert*-butoxycarbonyl)-1-(2-{{3-(4-methoxyphenyl)-2-propynyl}oxy}ethyl)-1*H*-imidazo[4,5-*c*]quinolin-4-amine as an orange solid.

HRMS(EI) Calculated for C<sub>32</sub>H<sub>36</sub>N<sub>4</sub>O<sub>6</sub> (M<sup>+</sup>) 572.2635, found 572.2635

15 Part B

N,N-(Bis *tert*-butoxycarbonyl)-1-(2-{{3-(4-methoxyphenyl)-2-propynyl}oxy}ethyl)-1*H*-imidazo[4,5-*c*]quinolin-4-amine (0.75 g, 1.31 mmol), ethyl acetate (25 mL) and catalyst (100 mg of 5% Pd/C with 50% water) were combined and then hydrogenated on a Parr apparatus at 40 psi (2.8 Kg/cm<sup>2</sup>). No reaction occurred.

20 Platinum oxide (150 mg) and methanol (10 mL) were added and the mixture was hydrogenated at 45 psi (3.15 Kg/cm<sup>2</sup>) for 1 hour. Hydrogen consumption was observed immediately. The reaction mixture was filtered to remove the catalyst. The filtrate was concentrated under reduced pressure to provide N,N-(bis *tert*-butoxycarbonyl)-1-{2-[3-(4-methoxyphenyl)propoxy]ethyl}-1*H*-imidazo[4,5-*c*]quinolin-4-amine as a yellow-brown  
25 gum.

HRMS(EI) Calculated for C<sub>32</sub>H<sub>40</sub>N<sub>4</sub>O<sub>6</sub> (M<sup>+</sup>) 576.2948, found 576.2965

Part C

Under a nitrogen atmosphere trifluoroacetic acid (10 mL) was added to a mixture  
30 of the material from Part B and dichloromethane (10 mL). The resulting solution was allowed to stir for 4 hours. The solution was concentrated under reduced pressure. The residue was partitioned between 50% aqueous sodium hydroxide and dichloromethane containing a small amount of methanol. The organic fraction was dried over magnesium

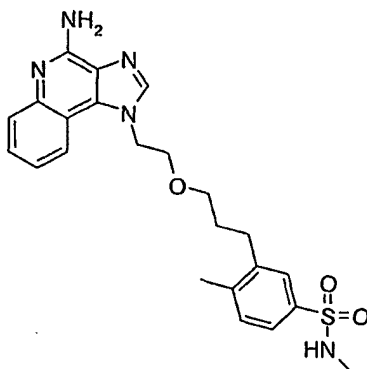
sulfate, filtered and then concentrated under reduced pressure to provide a tan foam. The foam was purified by flash chromatography (9/1 dichloromethane/methanol) to provide a light yellow glass. The glass was triturated with diethyl ether to provide a white powder. This material was dried in a vacuum oven for 4 hours at 60°C to provide 0.41 g of 1-{2-[3-(4-methoxyphenyl)propoxy]ethyl}-1*H*-imidazo[4,5-*c*]quinolin-4-amine as a white solid, m.p. 116-118°C.

Analysis. Calculated for C<sub>22</sub>H<sub>24</sub>N<sub>4</sub>O<sub>2</sub>: %C, 70.19; %H, 6.43; %N, 14.88. Found: %C, 69.79; %H, 6.40; %N, 14.73

<sup>1</sup>H NMR (300 MHz, DMSO) δ 8.17 (s, 1 H), 8.12 (d, J = 8.3 Hz, 1 H), 7.64 (d, J = 8.3 Hz, 1 H), 7.45 (t, J = 7.8 Hz, 1 H), 7.24 (t, J = 7.6 Hz, 1 H), 6.80 (d, J = 8.8 Hz, 2 H), 6.66 (d, J = 8.8 Hz, 2 H), 6.60 (s, 2 H), 4.80 (t, J = 5.1 Hz, 2 H), 3.81 (t, J = 4.9 Hz, 2 H), 3.66 (s, 3 H), 3.27 (t, J = 6.1 Hz, 2 H), 2.32 (t, J = 7.3 Hz, 2 H), 1.60 m, 2 H)

#### Example 6

15 N<sup>1</sup>,4-Dimethyl-3-{3-[2-(4-amino-1*H*-imidazo[4,5-*c*]quinolin-1-yl)ethoxy]propyl}-1-benzensulfonamide



#### Part A

20 Under a nitrogen atmosphere, 1-[2-(2-propynyloxy)ethyl]-1*H*-imidazo[4,5-*c*]quinolin-4-amine (1.7 g, 6.35 mmol), dibenzyl dicarbonate (4.55 g, 15.9 mmol), triethylamine (1.8 mL, 13.0 mmol), 4-(dimethylamino)pyridine and anhydrous N,N-dimethylformamide (20 mL) were combined. The reaction mixture was heated to 90°C at which time the reaction turned homogeneous. It was then heated to 130°C for 4 hours.

25 The reaction mixture was allowed to cool and then it was partitioned between

dichloromethane and water. The aqueous fraction was extracted with dichloromethane. The organic fractions were combined, dried over magnesium sulfate and then concentrated to a volume of ~10 mL. The concentrate was allowed to stand over the weekend and then it was diluted with toluene. The resulting precipitate was isolated by filtration and  
5 identified as starting material. The filtrate was diluted with diethyl ether. The resulting precipitate was isolated by filtration to provide 1.1 g of benzyl N-{1-[2-(propynyloxy)ethyl]-1*H*-imidazo[4,5-*c*]quinolin-4-yl}carbamate as a white solid.  
<sup>1</sup>H NMR (300 MHz, DMSO) δ 9.98 (s, 1 H), 8.34 (d, J = 7.8 Hz, 1 H), 8.30 (s, 1 H), 7.97 (d, J = 7.3 Hz, 1 H), 7.70 (t, J = 7.8 Hz, 1 H), 7.58 (t, J = 7.8 Hz, 1 H), 7.15-7.50 (m, 5 H),  
10 5.21 (s, 2 H), 4.90 (t, J = 5.1 Hz, 2 H), 4.14 (d, J = 2.4 Hz, 2 H), 3.96 (t, J = 4.9 Hz, 2 H), 3.38 (t, J = 2.4 Hz, 2 H)

#### Part B

Under a nitrogen atmosphere benzyl N-{1-[2-(propynyloxy)ethyl]-1*H*-imidazo[4,5-*c*]quinolin-4-yl}carbamate (0.37 g, 0.91 mmol), 3-iodo-4-methyl-1-  
15 benzenesulfonamide (0.3 g, 0.96 mmol), triethylamine (0.2 mL, 1.36 mmol) and anhydrous acetonitrile (20 mL) were combined.  
Dichlorobis(triphenylphosphine)palladium(II) (13 mg, 0.018 mol) and copper(I) iodide (7 mg, 0.036 mmol) were added and the reaction solution was heated to ~45°C. After 3 hours analysis by reverse phase HPLC indicated that the reaction was complete. The  
20 reaction solution was concentrated under reduced pressure and the residue was purified by flash chromatography (98/2 to 95/5 dichloromethane/methanol) to provide 0.33 g of benzyl N-(1-{2-[(3-{2-methyl-5-[(methylamino)sulfonyl]phenyl}-2-propynyl)oxy]ethyl}-1*H*-imidazo[4,5-*c*]quinolin-4-yl}carbamate as a pale yellow solid.

<sup>1</sup>H NMR (300 MHz, DMSO) δ 9.96 (s, 1 H), 8.36 (m, 2 H), 7.96 (d, J = 8.3 Hz, 1 H),  
25 7.55-7.70 (m, 4 H), 7.48 (m, 2 H), 7.30-7.45 (m, 5 H), 5.21 (s, 2 H), 4.95 (t, J = 4.6 Hz, 2 H), 4.40 (s, 2 H), 4.06 (t, J = 5.1 Hz, 2 H), 2.54 (s, 3 H), 2.40 (d, J = 4.9 Hz, 3 H)

MS (CI) 584, 476

#### Part C

Platinum on carbon (0.08 g of 10%) was added to a mixture of benzyl N-(1-{2-[(3-  
30 {2-methyl-5-[(methylamino)sulfonyl]phenyl}-2-propynyl)oxy]ethyl}-1*H*-imidazo[4,5-*c*]quinolin-4-yl}carbamate (0.3 g, 0.51 mmol) and methanol (10 mL). The mixture was hydrogenated on a Parr apparatus at 40 psi (2.8 Kg/cm<sup>2</sup>) for 16 hours. Analysis by LC-



MS indicated alkyne reduction but no phenoxycarbonyl removal. Palladium on carbon (0.1 g of 10%) was added and the reaction mixture was hydrogenated at 40 psi (2.8 Kg/cm<sup>2</sup>) for 8 hours. Analysis by LC-MS indicated only a small amount of phenoxycarbonyl removal. Palladium black (0.1 g) was added and the reaction mixture was hydrogenated at 40 psi (2.8 Kg/cm<sup>2</sup>) for 16 hours. Analysis by LC-MS indicated one major product with a mass consistent with the desired product. The reaction mixture was filtered and the filtrate was washed with methanol and dichloromethane. The solvents were removed under reduced pressure to provide an off-white powder. This material was recrystallized from acetonitrile to provide 0.11 g of N<sup>1</sup>,4-dimethyl-3-{3-[2-(4-amino-1*H*-imidazo[4,5-*c*]quinolin-1-yl)ethoxy]propyl}-1-benzensulfonamide as a light yellow crystalline solid, m.p. 207-209°C.

Analysis. Calculated for C<sub>23</sub>H<sub>27</sub>N<sub>5</sub>O<sub>3</sub>S: %C, 60.91; %H, 6.00; %N, 15.44. Found: %C, 60.87; %H, 5.75; %N, 15.51

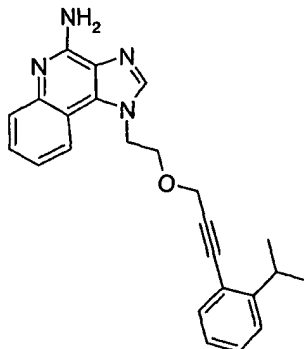
<sup>1</sup>H NMR (300 MHz, DMSO) δ 8.16 (s, 1 H), 8.12 (d, J = 8.3 Hz, 1 H), 7.62 (d, J = 8.3 Hz, 1 H), 7.53 (d, J = 1.5 Hz, 1 H), 7.44 (br t, J = 7.6 Hz, 1 H), 7.38 (m, 1 H), 7.24 (br t, J = 7.6 Hz, 1 H), 7.16 (d, 7.8 Hz, 1 H), 7.02 (dd, J = 7.8, 2.0 Hz, 1 H), 6.58 (s, 2 H), 4.80 (t, 5.2 Hz, 2 H), 3.82 (t, 5.2 Hz, 2 H), 3.31 (t, 5.9 Hz, 2 H), 2.47 (s, 3 H), 2.37 (d, 4.4 Hz, 2 H), 1.65 (m, 2 H)

HRMS(EI) Calculated for C<sub>23</sub>H<sub>27</sub>N<sub>5</sub>O<sub>3</sub>S (M<sup>+</sup>) 453.1835, found 453.1834

20

## Example 7

1-(2-{{[3-(2-Isopropylphenyl)-2-propynyl]oxy}ethyl})-  
1*H*-imidazo[4,5-*c*]quinolin-4-amine Hydrochloride



5

Under a nitrogen atmosphere 1-[2-(2-propynyloxy)ethyl]-1*H*-imidazo[4,5-*c*]quinolin-4-amine (0.50 g, 1.88 mmol), 2-iodoisopropylbenzene (0.65 g, 2.63 mmol), triethylamine (0.68 mL, 4.88 mmol) and *N,N*-dimethylformamide (10 mL) were combined and then heated to 60°C. Copper (I) iodide (0.04 g) and  
 10 dichlorobis(triphenylphosphine)palladium(II) (0.08 g) were added. After 1.5 hours analysis by TLC (9/1 dichloromethane/methanol) indicated that the reaction was complete. The reaction mixture was concentrated under reduced pressure. The residue was purified by column chromatography eluting with 9/1 dichloromethane/methanol. The product fractions were combined and concentrated under reduced pressure. The residue was  
 15 purified by column chromatography eluting with 9/1 dichloromethane/methanol containing 0.5% concentrated ammonium hydroxide. The product fractions were combined and concentrated under reduced pressure to provide ~0.38 g of a solid. This material was combined with hydrogen chloride/diethyl ether (3.9 mL of 1.0 M), stirred overnight and then concentrated under reduced pressure. The residue was recrystallized  
 20 from isopropanol/methanol, isolated by filtration and then dried to provide 0.24 g of 1-(2-{{[3-(2-isopropylphenyl)-2-propynyl]oxy}ethyl})-1*H*-imidazo[4,5-*c*]quinolin-4-amine hydrochloride as a solid, m.p. 239-241°C.  
 Analysis. Calculated for C<sub>24</sub>H<sub>24</sub>N<sub>4</sub>O • HCl • (H<sub>2</sub>O)<sub>1/2</sub>: %C, 67.06; %H, 6.09; %N, 13.03.  
 Found: %C, 67.07; %H, 6.00; %N, 13.09.

$^1\text{H}$  NMR (300 MHz, DMSO- $d_6$ )  $\delta$  8.54 (s, 1H), 8.39 (d,  $J$  = 8.1 Hz, 1H), 7.85 (d,  $J$  = 8.2 Hz, 1H), 7.76 (t,  $J$  = 7.2 Hz, 1H), 7.59 (t,  $J$  = 8.0 Hz, 1H), 7.30-7.38 (m, 2 H), 7.11-7.19 (m, 2 H), 5.00 (t,  $J$  = 4.7 Hz, 2 H), 4.47 (s, 2 H), 4.10 (t,  $J$  = 4.7 Hz, 2 H), 3.16 (m, 1H), 1.13 (d,  $J$  = 6.9 Hz, 6 H)

5 IR (KBr) 3363, 3111, 2957, 1672, 753  $\text{cm}^{-1}$

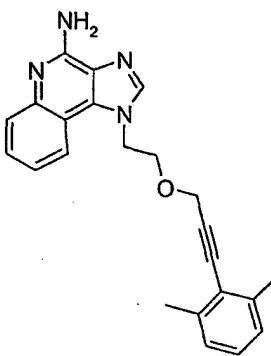
HRMS (EI) Calculated for  $\text{C}_{24}\text{H}_{24}\text{N}_4\text{O}$  ( $M^+$ ) 384.1950, found 384.1943

### Example 8

1-(2-{{3-(2,6-Dimethylphenyl)-2-propynyl}oxy}ethyl)-

10

1H-imidazo[4,5-c]quinolin-4-amine



Using the general method of Example 7, 1-[2-(2-propynyloxy)ethyl]-1H-imidazo[4,5-c]quinolin-4-amine (0.50 g, 1.88 mmol) was reacted with 2,6-dimethyl iodobenzene (0.61 g, 2.63 mmol). The crude product was purified by column chromatography eluting with 95/5 dichloromethane/methanol to provide 0.056 g of 1-(2-{{3-(2,6-dimethylphenyl)-2-propynyl}oxy}ethyl)-1H-imidazo[4,5-c]quinolin-4-amine as a solid, m.p. 200-201°C.

15

Analysis. Calculated for  $\text{C}_{23}\text{H}_{22}\text{N}_4\text{O} \cdot (\text{H}_2\text{O})_{2/5}$ : %C, 73.29; %H, 6.07; %N, 14.86. Found: %C, 73.36; %H, 5.88; %N, 14.84.

20

$^1\text{H}$  NMR (300 MHz, DMSO- $d_6$ )  $\delta$  8.19 (s, 1H), 8.13 (d,  $J$  = 8.1 Hz, 1 H), 7.62 (d,  $J$  = 7.9 Hz, 1 H), 7.44 (t,  $J$  = 8.0 Hz, 1H), 7.23 (t,  $J$  = 7.9 Hz, 1 H), 7.09-7.14 (m, 1 H), 7.01-7.03 (m, 2 H), 6.76 (s, 2 H), 4.87 (t,  $J$  = 4.9 Hz, 2 H), 4.48 (s, 2 H), 4.05 (t,  $J$  = 4.9 Hz, 2 H), 2.15 (s, 6 H),

25

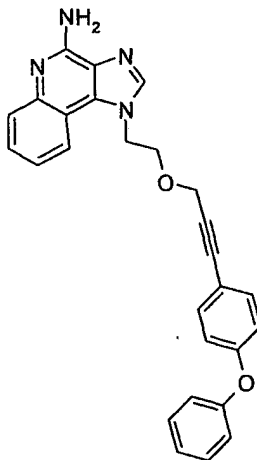
IR (KBr) 3379, 3065, 1659, 1530, 1483, 1107, 751  $\text{cm}^{-1}$

HRMS (EI) Calculated for  $C_{23}H_{22}N_4O$  ( $M^+$ ) 370.1794, found 370.1789.

Example 9

1-(2-{{3-(4-Phenoxyphenyl)-2-propynyl}oxy}ethyl)-  
 1*H*-imidazo[4,5-*c*]quinolin-4-amine

5



Using the general method of Example 7, 1-[2-(2-propynyloxy)ethyl]-1*H*-  
 imidazo[4,5-*c*]quinolin-4-amine (0.50 g, 1.88 mmol) was reacted with 4-iodophenyl  
 10 phenyl ether (0.78 g, 2.63 mmol). The crude product was purified by column  
 chromatography eluting with 95/5 dichloromethane/methanol to provide a solid. The solid  
 was slurried with aqueous sodium hydroxide to remove salts and then purified by column  
 chromatography eluting with 9/1 ethyl acetate/methanol to provide a solid. This material  
 was further purified by column chromatography eluting with 99/1 ethyl acetate/methanol  
 15 to provide 24 mg of 1-(2-{{3-(4-phenoxyphenyl)-2-propynyl}oxy}ethyl)-1*H*-imidazo[4,5-*c*]  
 quinolin-4-amine as a solid, m.p. 146-148°C.

Analysis. Calculated for  $C_{27}H_{22}N_4O_2 \cdot (H_2O)_{4/5}$ : %C, 72.24; %H, 5.30; %N, 12.48. Found:  
 %C, 71.82; %H, 4.85; %N, 12.35.

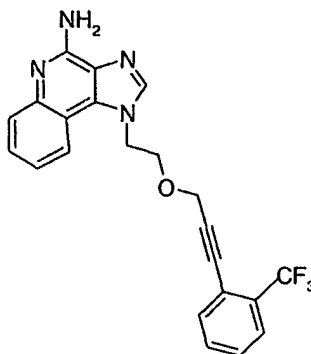
<sup>1</sup>H NMR (300 MHz, DMSO-*d*<sub>6</sub>) δ 8.18 (s, 1 H), 8.12 (d, *J* = 7.4 Hz, 1 H), 7.62 (d, *J* = 7.7  
 20 Hz, 1 H), 7.41-7.47 (m, 3 H), 7.18-7.27 (m, 4 H), 7.06 (dd, *J* = 7.6, 1.0 Hz, 2 H), 6.90 (dd,  
*J* = 6.7 Hz, 2 H), 6.71 (s, 2 H), 4.85 (t, *J* = 5.1 Hz, 2 H), 4.37 (s, 2 H), 4.02 (t, *J* = 5.0 Hz, 2  
 H)

IR (KBr) 3444, 3070, 2928, 1500, 1230,  $cm^{-1}$

HRMS (EI) Calculated for  $C_{27}H_{22}N_4O_2$  ( $M^+$ ) 434.1743, found 434.1748.

Example 10

1-[2-({3-[2-(Trifluoromethyl)phenyl]-2-propynyl}oxy)ethyl]-  
1*H*-imidazo[4,5-*c*]quinolin-4-amine



Using the general method of Example 7, 1-[2-(2-propynyloxy)ethyl]-1*H*-  
imidazo[4,5-*c*]quinolin-4-amine (0.50 g, 1.88 mmol) was reacted with 2-  
iodobenzotrifluoride (0.71 g, 2.63 mmol). The reaction mixture was concentrated under  
reduced pressure. The resulting glassy solid was treated with aqueous sodium bisulfite (10  
mL) and methanol (20 mL). A solid was removed by filtration. The filtrate was  
concentrated under reduced pressure to provide a white powder. This material was  
washed with water and dried for 4 days in an oven at 80°C to provide ~0.33 g of a solid.  
This material was partially dissolved in a mixture of dichloromethane (17 mL) and  
methanol (17 mL). Hydrogen chloride/diethyl ether (3.24 mL of 1.0 M) was added and  
the mixture turned homogeneous. The mixture was concentrated under reduced pressure  
to provide a brown crystalline residue. The residue was combined with 50/50  
acetonitrile/ethyl acetate containing a small amount of methanol. Sodium hydroxide (0.5  
mL of 20%) was added. The mixture was concentrated under reduced pressure to provide  
a glassy solid. This glassy solid was purified by column chromatography eluting with 9/1  
ethyl acetate/methanol to provide 14 mg of 1-[2-({3-[2-(trifluoromethyl)phenyl]-2-  
propynyl}oxy)ethyl]-1*H*-imidazo[4,5-*c*]quinolin-4-amine as a white crystalline solid, m.p.  
154-155°C.

Analysis. Calculated for  $C_{22}H_{17}F_3N_4O$ : %C, 64.39; %H, 4.18; %N, 13.65. Found: %C, 64.39; %H, 4.19; %N, 13.71

$^1H$  NMR (300 MHz, DMSO- $d_6$ )  $\delta$  8.16 (s, 1 H), 8.11 (d,  $J = 7.4$  Hz, 1 H), 7.74 (d,  $J = 7.3$  Hz, 1 H), 7.56-7.64 (m, 3 H), 7.38-7.46 (m, 2 H), 7.22 (t,  $J = 7.6$  Hz, 1 H), 6.59 (s, 2 H),  
5 4.87 (t,  $J = 5.1$  Hz, 2 H), 4.45 (s, 2 H), 4.04 (t,  $J = 5.1$  Hz, 2 H)

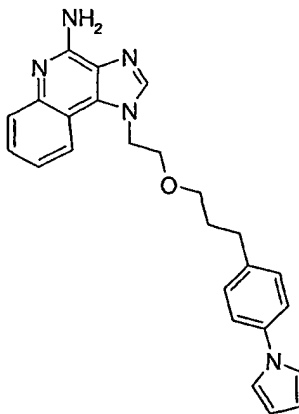
IR (KBr) 3375, 3102, 1657, 1583, 1530, 1484, 1320, 1103, 765  $cm^{-1}$

HRMS (EI) Calculated for  $C_{22}H_{17}F_3N_4O$  ( $M^+$ ) 410.1354, found 410.1350.

### Example 11

10

1-(2-{3-[4-(1*H*-1-Pyrrolyl)phenyl]propoxy}ethyl)-  
1*H*-imidazo[4,5-*c*]quinolin-4-amine trifluoroacetate



#### Part A

Under a nitrogen atmosphere dibenzyl dicarbonate (50 g, 174 mmol) was added to  
15 a mixture of 1-[2-(2-propynyloxy)ethyl]-1*H*-imidazo[4,5-*c*]quinolin-4-amine (16.4 g, 61.6  
mmol) and anhydrous *N,N*-dimethylformamide (200 mL). The reaction mixture was  
allowed to stir at ambient temperature for 16 hours and the reaction mixture turned  
homogeneous. The reaction mixture was partitioned between ethyl acetate and water. The  
layers were separated. The aqueous layer was extracted with ethyl acetate. The organic  
20 fractions were combined, washed with water, washed with brine, dried over magnesium  
sulfate, filtered and then concentrated under reduced pressure to provide a semisolid. This  
material was triturated with diethyl ether to provide 27.4 g of *N,N*-(bis  
benzyloxycarbonyl)-1-[2-(2-propynyloxy)ethyl]-1*H*-imidazo[4,5-*c*]quinolin-4-amine as a  
white solid.

## Part B

Under a nitrogen atmosphere N,N-(bis benzyloxycarbonyl)-1-[2-(2-propynyloxy)ethyl]-1*H*-imidazo[4,5-*c*]quinolin-4-amine (0.5 g, 0.94 mmol), anhydrous acetonitrile (5 mL), triethylamine (0.34 mL, 2.43 mmol), and 1-(4-iodophenyl)pyrrole (0.28 g, 1.03 mmol) were combined and the resulting homogeneous mixture was heated to 80°C. Copper (I) iodide (0.007 g) and dichlorobis(triphenylphosphine)palladium(II) (0.013 g) were added. The reaction was complete in 30 minutes. The product was purified by liquid chromatography using 4/6 hexane/ethyl acetate to provide a glassy solid. This material was purified on a second column using 9/1 hexane/ethyl acetate to provide 0.229 g of N,N-(bis benzyloxycarbonyl)-1-[2-({3-[4-(1*H*-pyrrol-1-yl)phenyl]prop-2-ynyl}oxy)ethyl]-1*H*-imidazo[4,5-*c*]quinolin-4-amine.

<sup>1</sup>H NMR (500 MHz, DMSO-*d*<sub>6</sub>) δ 8.49 (d, *J* = 7.7 Hz, 1 H), 8.44 (s, 1 H), 8.14 (d, *J* = 7.9 Hz, 1 H), 7.75-7.77 (m, 2 H), 7.54 (d, *J* = 5.1 Hz, 2 H), 7.40 (s, 2 H), 7.32 (d, *J* = 6.8 Hz, 2 H), 7.24-7.27 (m, 6 H), 7.14-7.16 (m, 4 H), 6.29 (s, 2 H), 5.18 (s, 4 H), 5.00 (t, *J* = 5.2 Hz, 2 H), 4.42 (s, 2 H), 4.10 (t, *J* = 5.1 Hz, 2 H)

MS (CI) for C<sub>41</sub>H<sub>33</sub>N<sub>5</sub>O<sub>5</sub> m/z 676 (MH<sup>+</sup>), 632, 524, 408

## Part C

The material from Part B, palladium hydroxide (0.24 g of 20% on carbon) and methanol (5 mL) were combined in a Parr flask and hydrogenated at 45 psi (3.2 Kg/cm<sup>2</sup>) for 3-4 hours. The reaction mixture was filtered to remove catalyst, the filter cake was washed with additional methanol, and the filtrate was concentrated under reduced pressure. The residue was purified by semi-preparative HPLC using Method B to provide 36.6 mg of 1-(2-{3-[4-(1*H*-1-pyrrolyl)phenyl]propoxy}ethyl)-1*H*-imidazo[4,5-*c*]quinolin-4-amine trifluoroacetate as a solid, m.p. 179-181°C.

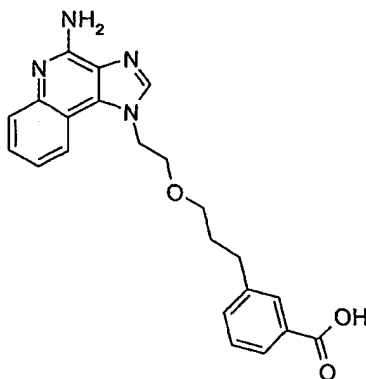
Analysis. Calculated for C<sub>25</sub>H<sub>25</sub>N<sub>5</sub>O • C<sub>2</sub>HF<sub>3</sub>O<sub>2</sub>: %C, 61.71; %H, 4.99; %N, 13.33. Found: %C, 61.49; %H, 4.89; %N, 13.23

<sup>1</sup>H NMR (500 MHz, DMSO-*d*<sub>6</sub>) δ 8.51 (s, 1 H), 8.38 (d, *J* = 8.4 Hz, 1 H), 7.84 (d, *J* = 8.4 Hz, 1 H), 7.73 (t, *J* = 7.3 Hz, 1 H), 7.56 (t, *J* = 7.8, 1 H), 7.33 (d, *J* = 8.4 Hz, 2 H), 7.26 (t, *J* = 2.1 Hz, 2 H), 6.96 (d, *J* = 8.4, 2 H), 6.24 (t, *J* = 2.1 H, 2 H), 4.91 (t, *J* = 5.0, 2 H), 3.85 (t, *J* = 5.0, 2 H), 3.3-3.4 (m, 2 H), 2.35 (t, *J* = 7.6, 2 H), 1.61 (m, 2 H),

IR (KBr) 2949, 1705, 1523, 1204, 1123, 721 cm<sup>-1</sup>

HRMS (EI) Calculated for C<sub>25</sub>H<sub>25</sub>N<sub>5</sub>O (M<sup>+</sup>) 411.2059, found 411.2060.

## Example 12

3-{3-[2-(4-Amino-1*H*-imidazo[4,5-*c*]quinolin-1-yl)ethoxy]propyl}benzoic acid  
Bis(trifluoroacetate)

5

## Part A

Under a nitrogen atmosphere *N,N*-(bis *tert*-butoxycarbonyl)-1-[2-(2-propynyloxy)ethyl]-1*H*-imidazo[4,5-*c*]quinolin-4-amine (2.82 g, 6.04 mmol), benzyl 3-iodobenzoate (2.245 g, 6.64 mmol), triethylamine (2.2 mL, 15.7 mmol), and anhydrous acetonitrile (20 mL) were combined and the resulting mixture was heated to 60°C. Copper (I) iodide (0.05 g) and dichlorobis(triphenylphosphine)palladium(II) (0.008 g) were added. The reaction was complete in 30 minutes. The reaction mixture was concentrated under reduced pressure and the residue was purified by column chromatography eluting initially with dichloromethane and then with 98/2 dichloromethane/methanol to provide 1.82 g of benzyl 3-{3-[2-(4-(bis *tert*-butoxycarbonyl)amino-1*H*-imidazo[4,5-*c*]quinolin-1-yl)ethoxy]prop-1-ynyl}benzoate.

10

<sup>1</sup>H NMR (300 MHz, DMSO-*d*<sub>6</sub>) δ 8.46 (d, *J* = 9.6 Hz, 1 H), 8.39 (s, 1 H), 8.05 (d, *J* = 9.8 Hz, 1 H), 7.94-7.98 (m, 1 H), 7.84 (s, 1 H), 7.50-7.70 (m, 2 H), 7.36-7.49 (m, 7 H), 5.36 (s, 2 H), 4.98 (t, *J* = 4.6 Hz, 2 H), 4.37 (s, 2 H), 4.06-4.13 (m, 2 H), 1.30 (s, 18 H)

20 MS (CI) for C<sub>39</sub>H<sub>40</sub>N<sub>4</sub>O<sub>7</sub> *m/z* 677 (MH<sup>+</sup>), 577, 477

## Part B

A solution of the material from Part A in methanol was combined with catalyst (1.0 g of 10% palladium on carbon) and the mixture was hydrogenated at 45 psi (3.2 Kg/cm<sup>2</sup>) at ambient temperature for ~2.25 hours. More catalyst (0.3 g) was added and the hydrogenation was continued for an additional 2 hours. The reaction mixture was filtered

25



to remove the catalyst and the filter cake was rinsed thoroughly with methanol. The filtrate was concentrated under reduced pressure to provide ~1.2 g of N,N-(bis *tert*-butoxycarbonyl)- 3-{3-[2-(4-amino-1*H*-imidazo[4,5-*c*]quinolin-1-yl)ethoxy]propyl}benzoic acid.

5 <sup>1</sup>H NMR (300 MHz, DMSO-*d*<sub>6</sub>) δ 8.50 (d, *J* = 9.5 Hz, 1 H), 8.40 (s, 1 H), 8.07-8.10 (m, 1 H), 7.70-7.75 (m, 3 H), 7.65 (s, 1 H), 1.29 (s, 18 H), 7.29 (t, *J* = 7.6 Hz, 1 H), 7.10 (d, *J* = 7.8 Hz, 1 H), 4.94 (t, *J* = 4.5 Hz, 2 H), 3.88 (t, *J* = 4.5 Hz, 2 H), 3.32 (t, *J* = 6.0 Hz, 2 H), 2.43 (t, *J* = 7.0 Hz, 2 H), 1.62 (m, 2 H)

MS (CI) for C<sub>32</sub>H<sub>38</sub>N<sub>4</sub>O<sub>7</sub> *m/z* 591 (MH<sup>+</sup>), 491, 391

10 Part C

Under a nitrogen atmosphere the material from Part B was combined with anhydrous dichloromethane (10 mL) and trifluoroacetic acid (10 mL). The reaction mixture was stirred for 1.5 hours. The reaction mixture was concentrated under reduced pressure to provide an oil which was dried under high vacuum at ambient temperature to give a solid. This solid was triturated with ether. The resulting white powder was dried at 15 65°C in a vacuum oven overnight to provide 1.19 g of 3-{3-[2-(4-amino-1*H*-imidazo[4,5-*c*]quinolin-1-yl)ethoxy]propyl}benzoic acid bis(trifluoroacetate), m.p. 138-140°C.

Analysis. Calculated for C<sub>22</sub>H<sub>22</sub>N<sub>4</sub>O<sub>3</sub>•(C<sub>2</sub>HF<sub>3</sub>O<sub>2</sub>)<sub>2</sub>: %C, 50.49; %H, 3.91; %N, 9.06.

Found: %C, 50.37; %H, 3.67; %N, 9.08

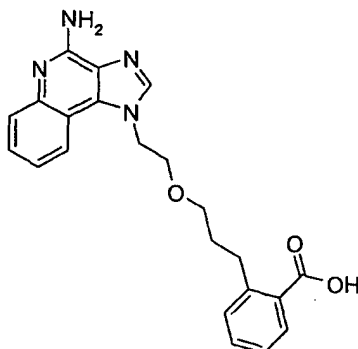
20 <sup>1</sup>H NMR (300 MHz, DMSO-*d*<sub>6</sub>) δ 9.07-7.14 (bs, 2 H), 8.51 (s, 1 H), 8.37 (d, *J* = 7.8 Hz, 1 H), 7.82 (d *J* = 8.0 Hz, 1 H), 7.74 (m, 2 H), 7.64 (s, 1 H), 7.56 (t, *J* = 7.1 Hz, 1 H), 7.30 (t, *J* = 7.7 Hz, 1 H), 7.15 (d, *J* = 7.6 Hz, 1 H), 4.91 (t, *J* = 4.5 Hz, 2 H), 3.86 (t, *J* = 4.4 Hz, 2 H), 3.34 (t, *J* = 5.9 Hz, 2 H), 2.44 (t, *J* = 7.4 Hz, 2 H), 1.64 (m, 2 H)

IR (KBr) 3367, 3104, 2372, 1685, 1204, 1146 cm<sup>-1</sup>

25 HRMS (EI) Calculated for C<sub>22</sub>H<sub>22</sub>N<sub>4</sub>O<sub>3</sub> (M<sup>+</sup>) 390.1692, found 390.1690.

## Example 13

2-{3-[2-(4-Amino-1*H*-imidazo[4,5-*c*]quinolin-1-yl)ethoxy]propyl}benzoic acid  
trifluoroacetate



5

## Part A

Using the general method of Example 12 Part A, *N,N*-(bis *tert*-butoxycarbonyl)-1-[2-(2-propynyloxy)ethyl]-1*H*-imidazo[4,5-*c*]quinolin-4-amine (2 g, 4.3 mmol) was coupled with benzyl 2-iodobenzoate (1.57 g, 4.71 mmol) to provide 1.79 g of a mixture of mono- and di-BOC protected benzyl 2-{3-[2-(4-amino-1*H*-imidazo[4,5-*c*]quinolin-1-yl)ethoxy]prop-1-ynyl}benzoate.

<sup>1</sup>H NMR (300 MHz, DMSO-*d*<sub>6</sub>) δ 8.45 (d, *J* = 7.9 Hz, 1 H), 8.39 (s, 1 H), 8.06-8.09 (m, 1 H), 7.85-7.88 (m, 1 H), 7.70-7.73 (m, 2 H), 7.47-7.51 (m, 2 H), 7.40-7.43 (m, 2 H), 7.28-7.37 (m, 3 H), 7.19 (m, 1 H), 5.23 (s, 2 H), 4.97 (t, *J* = 5.0 Hz, 2 H), 4.27 (s, 2 H), 4.07 (t, *J* = 4.9 Hz, 2 H), 1.30 (s, 18 H)

MS (CI) for C<sub>39</sub>H<sub>40</sub>N<sub>4</sub>O<sub>7</sub> *m/z* 677 (MH<sup>+</sup>), 577, 477

## Part B

Using the general method of Example 12 Part B, the material from Part A was hydrogenated to provide 0.041 g of a mixture of mono- and di-BOC protected 2-{3-[2-(4-amino-1*H*-imidazo[4,5-*c*]quinolin-1-yl)ethoxy]propyl}benzoic acid.

<sup>1</sup>H NMR (300 MHz, DMSO-*d*<sub>6</sub>) δ 8.50 (d, *J* = 7.3 Hz, 1 H), 8.39 (s, 1 H), 8.08 (d, *J* = 7.9 Hz, 1 H), 7.71-7.75 (m, 3 H), 7.22-7.28 (m, 2 H), 6.90 (d, *J* = 7.4 Hz, 1 H), 4.93 (t, *J* = 4.6 Hz, 2 H), 3.87 (t, *J* = 4.5 Hz, 2 H), 3.30 (t, *J* = 5.6 Hz, 2 H), 2.73 (t, *J* = 5.7 Hz, 2 H), 1.61 (m, 2 H), 1.28 (s, 18 H)

MS (CI) for C<sub>32</sub>H<sub>38</sub>N<sub>4</sub>O<sub>7</sub> *m/z* 591 (MH<sup>+</sup>), 491, 391

## Part C

Using the general method of Example 12 Part C, the material from Part B was hydrolyzed to provide 0.28 g of 2-{3-[2-(4-amino-1*H*-imidazo[4,5-*c*]quinolin-1-yl)ethoxy]propyl}benzoic acid as a solid, m.p. 186-188°C.

5 Analysis. Calculated for  $C_{22}H_{22}N_4O_3 \cdot C_2HF_3O_2$ : %C, 57.14; %H, 4.59; %N, 11.11.

Found: %C, 56.81; %H, 4.47; %N, 11.08

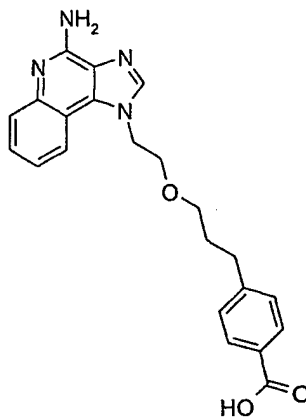
$^1H$  NMR (300 MHz, DMSO-*d*<sub>6</sub>)  $\delta$  8.90-9.20 (bs, 1 H), 8.50 (s, 1 H), 8.38 (d,  $J = 10.1$  Hz, 1 H), 7.84 (d,  $J = 8.3$  Hz, 1 H), 7.71-7.75 (m, 2 H), 7.56 (t,  $J = 7.6$  Hz, 1 H), 7.21-7.32 (m, 2 H), 6.88 (d,  $J = 6.9$  Hz, 2 H), 4.90 (t,  $J = 4.8$  Hz, 2 H), 3.84 (t,  $J = 4.6$  Hz, 2 H), 3.32 (m, 2 H), 2.72 (t,  $J = 6.9$  Hz, 2 H), 1.62 (m, 2 H)

10 IR (KBr) 3212, 2929, 1709, 1204, 1124, 747  $cm^{-1}$

HRMS (EI) Calculated for  $C_{22}H_{22}N_4O_3$  ( $M^+$ ) 390.1692, found 390.1693.

## Example 14

15 4-{3-[2-(4-Amino-1*H*-imidazo[4,5-*c*]quinolin-1-yl)ethoxy]propyl}benzoic acid trifluoroacetate



## Part A

20 Using the general method of Example 12 Part A, *N,N*-(bis *tert*-butoxycarbonyl)-1-[2-(2-propynyloxy)ethyl]-1*H*-imidazo[4,5-*c*]quinolin-4-amine (2.82 g, 6.04 mmol) was coupled with benzyl 4-iodobenzoate (2.25 g, 6.64 mmol) to provide 2.14 g of a mixture of mono- and di-BOC protected benzyl 4-[3-(2-{4-amino-1*H*-imidazo[4,5-*c*]quinolin-1-yl)ethoxy)prop-1-ynyl]benzoate.

<sup>1</sup>H NMR (300 MHz, DMSO-d<sub>6</sub>) δ 8.47 (d, *J*=7.2 Hz, 1 H), 8.40 (s, 1 H), 8.06 (d, *J*= 6.5 Hz, 1 H), 7.87-7.89 (m, 2 H), 7.70-7.73 (m, 2 H), 7.36-7.49 (m, 5 H), 7.23-7.27 (m, 2 H), 5.35 (s, 2 H), 5.0 (t, *J*= 4.5 Hz, 2 H), 4.40 (s, 2 H), 4.09 (t, *J*= 4.5 Hz, 2 H), 1.30 (s, 18 H)  
MS (CI) for C<sub>39</sub>H<sub>40</sub>N<sub>4</sub>O<sub>7</sub> m/z 677 (MH<sup>+</sup>), 577, 477

## 5 Part B

Using the general method of Example 12 Part B, the material from Part A was hydrogenated to provide 1.86 g of a mixture of mono-and di-BOC protected 4-{3-[2-(4-amino-1*H*-imidazo[4,5-*c*]quinolin-1-yl)ethoxy]propyl}benzoic acid.

<sup>1</sup>H NMR (300 MHz, DMSO-d<sub>6</sub>) δ 8.51 (d, *J*= 7.1 Hz, 1 H), 8.40 (s, 1 H), 8.07-8.10 (m, 1 H), 7.72-7.75 (m, 4 H), 7.01 (d, *J*= 8.4 Hz, 2 H), 4.94 (t, *J*= 4.7 Hz, 2 H), 3.88 (t, *J*= 4.6 Hz, 2 H), 3.30 (m, 2 H), 2.38 (t, *J*= 7.3 Hz, 2 H), 1.62 (m, 2 H), 1.29 (s, 18 H)  
MS (CI) for C<sub>32</sub>H<sub>38</sub>N<sub>4</sub>O<sub>7</sub> m/z 591 (MH<sup>+</sup>), 491, 391

## Part C

Using the general method of Example 12 Part C, the material from Part B was hydrolyzed to provide 0.96 g of 4-{3-[2-(4-amino-1*H*-imidazo[4,5-*c*]quinolin-1-yl)ethoxy]propyl}benzoic acid trifluoroacetate, m.p. 235-237°C.

Analysis Calculated for C<sub>22</sub>H<sub>22</sub>N<sub>4</sub>O<sub>3</sub>•C<sub>2</sub>HF<sub>3</sub>O<sub>2</sub>: %C, 57.14; %H, 4.59; %N, 11.11. Found: %C, 57.06; %H, 4.47; %N, 11.03

<sup>1</sup>H NMR (300 MHz, DMSO-d<sub>6</sub>) δ 9.00-9.11 (bs, 2 H), 8.51 (s, 1 H), 8.37 (d, *J*= 8.4 Hz, 1 H), 7.83 (d, *J*= 6.0 Hz, 1 H), 7.71-7.76 (m, 3 H), 7.55 (t, *J*= 9.7 Hz, 1 H), 7.01 (d, *J*= 8.2 Hz, 2 H), 4.91 (t, *J*= 5.0 Hz, 2 H), 3.84 (t, *J*= 4.7 Hz, 2 H), 3.32 (t, *J*= 5.8 Hz, 2 H), 2.38 (t, *J*= 7.1 Hz, 2 H), 1.62 (m, 2 H)

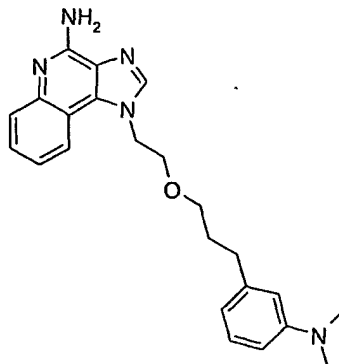
IR (KBr) 3266, 3014, 2361, 1667, 1277, 1201, 1142 cm<sup>-1</sup>

HRMS (EI) Calculated for C<sub>22</sub>H<sub>22</sub>N<sub>4</sub>O<sub>3</sub> (M<sup>+</sup>) 390.1692, found 390.1697.

25

## Example 15

1-(2-{3-[3-(Dimethylamino)phenyl]propoxy}ethyl)-  
1*H*-imidazo[4,5-*c*]quinolin-4-amine dihydrochloride



## 5 Part A

Using the general method of Example 12 Part A, except that the reaction temperature was raised to 80°C, *N,N*-(bis *tert*-butoxycarbonyl)-1-[2-(2-propynyloxy)ethyl]-1*H*-imidazo[4,5-*c*]quinolin-4-amine (3 g, 6.43 mmol) was coupled with 3-iodo-*N,N*-dimethylaniline (7.07 mmol) to provide 3.06 g of a mixture of mono protected and unprotected 1-[2-({3-[3-(dimethylamino)phenyl]prop-2-ynyl}oxy)ethyl]-1*H*-imidazo[4,5-*c*]quinolin-4-amine.

## Part B

Using the general method of Example 12 Part B, the material from Part A was hydrogenated to provide ~2.9 g of a mixture of mono Boc protected and unprotected 1-(2-{3-[3-(dimethylamino)phenyl]propoxy}ethyl)-1*H*-imidazo[4,5-*c*]quinolin-4-amine.

## Part C

The material from Part B was combined with hydrogen chloride/methanol (30 mL of 3 M) and stirred at ambient temperature for 19 hours. A precipitate was removed by filtration. The filtrate was concentrated under reduced pressure and the residue was dissolved in a small amount of methanol and then neutralized with concentrated ammonium hydroxide to pH ~11. The resulting precipitate was purified by column chromatography eluting with 95/5/1 dichloromethane/methanol/ammonium hydroxide. This material was combined with hydrogen chloride/diethyl ether. The resulting solution was concentrated under reduced pressure. The residue was triturated with diethyl ether.

25 The resulting solid was isolated by filtration and then dried to provide 0.114 g of 1-(2-{3-

[3-(dimethylamino)phenyl]propoxy} ethyl)-1*H*-imidazo[4,5-*c*]quinolin-4-amine dihydrochloride, m.p. 180-183°C.

Analysis. Calculated for  $C_{23}H_{27}N_5O \cdot (HCl)_{2.1} \cdot (H_2O)_{2.1}$ : %C, 54.82; %H, 6.66; %N, 13.89.

Found: %C, 54.60; %H, 6.50; %N, 13.66

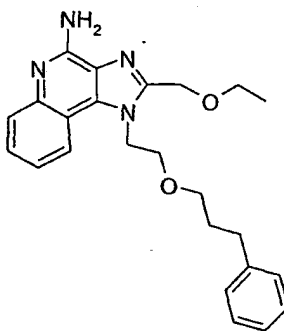
5  $^1H$  NMR (300 MHz, DMSO- $d_6$ )  $\delta$  8.71-8.73 (bs, 2 H), 8.44 (s, 1 H), 8.35 (d,  $J = 7.4$  Hz, 1 H), 7.83 (d,  $J = 8.0$  Hz, 1 H), 7.72 (t,  $J = 7.6$  Hz, 1 H), 7.55 (t,  $J = 6.8$  Hz, 1 H), 7.15 (m, 1 H), 7.05 (m, 1 H), 6.96 (s, 1 H), 6.66 (d,  $J = 8.1$  Hz, 1H), 4.88 (t,  $J = 5.3$  Hz, 2 H), 4.02 (t,  $J = 3.7$  Hz, 2 H), 3.37 (t,  $J = 6.4$  Hz, 2 H), 2.94 (s, 6 H), 2.40 (t,  $J = 7.6$  Hz, 2 H), 1.66 (m, 2 H),

10 IR (KBr) 3426, 3138, 2928, 1693, 1113  $cm^{-1}$

HRMS (EI) Calculated for  $C_{23}H_{27}N_5O$  ( $M^+$ ) 389.2216, found 389.2217

### Example 16

15 2-(Ethoxymethyl)-1-[2-(3-phenylpropoxy)ethyl]-  
1*H*-imidazo[4,5-*c*]quinolin-4-amine Hydrochloride



#### Part A

20 2-[2-(Ethoxymethyl)-1*H*-imidazo[4,5-*c*]quinolin-1-yl]ethanol (3.50 g, 12.9 mmol) was slowly added over a period of 20 minutes to a suspension of sodium hydride (0.67 g of 60% in mineral oil, 16.77 mmol) in anhydrous *N,N*-dimethylformamide. The reaction mixture was allowed to stir for 1 hour and then 1-bromo-3-phenylpropane (2.16 mL, 14.19 mmol) was added. The reaction mixture was stirred overnight. The reaction mixture was diluted with ethyl acetate, washed with water, washed with brine, dried over magnesium sulfate, filtered and then concentrated under reduced pressure. The residue was purified

25 by column chromatography eluting with ethyl acetate to provide 2.38 g of 2-(ethoxymethyl)-1-[2-(3-phenylpropoxy)ethyl]-1*H*-imidazo[4,5-*c*]quinoline as a yellow oil.

MS (CI) for  $C_{24}H_{27}N_3O_2$   $m/z$  390 (MH<sup>+</sup>), 346.

Part B

The material from Part A was combined with chloroform (50 mL) and cooled to 0°C. 3-chloroperoxybenzoic acid (2.22 g of 57-86%) was added. After 1 hour the reaction mixture was allowed to warm to ambient temperature. The reaction mixture was partitioned between aqueous sodium bicarbonate and dichloromethane. The organic fraction was dried over magnesium sulfate, filtered and then concentrated under reduced pressure to provide 2-(ethoxymethyl)-1-[2-(3-phenylpropoxy)ethyl]-1*H*-imidazo[4,5-*c*]quinoline-5*N*-oxide as a brown solid.

Part C

Under a nitrogen atmosphere trichloroacetyl isocyanate (0.87 mL, 7.33 mmol) was slowly added to a mixture of the material from Part B and anhydrous dichloromethane (60 mL). After 1 hour the reaction mixture was concentrated under reduced pressure to provide 2,2,2-trichloro-*N*-{2-(ethoxymethyl)-1-[2-(3-phenylpropoxy)ethyl]-1*H*-imidazo[4,5-*c*]quinolin-1-yl}acetamide.

Part D

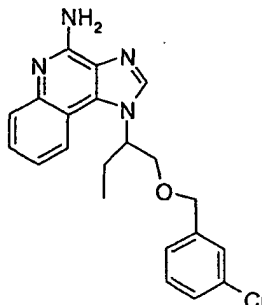
Sodium methoxide (4.79 mL of 25% in methanol) was added to a mixture of the material from Part C and methanol (30 mL). The reaction mixture was allowed to stir overnight and then it was concentrated under reduced pressure to provide a dark oil. The dark oil was purified by column chromatography eluting with 5% methanol in dichloromethane to provide a light yellow oil. The oil was treated with 1.0 M hydrogen chloride to provide a white solid. The material was isolated by filtration and then dried overnight in a vacuum oven at 80°C to provide 0.79 g of 2-(ethoxymethyl)-1-[2-(3-phenylpropoxy)ethyl]-1*H*-imidazo[4,5-*c*]quinolin-4-amine hydrochloride as a white solid, m.p. 128-134°C. Analyzed for  $C_{24}H_{28}N_4O_2 \cdot 1.55 HCl$ : %C, 62.53; %H, 6.46; %N, 12.15; Found: %C, 62.64; %H, 6.47; %N, 11.91.

<sup>1</sup>H-NMR (300 MHz, DMSO-*d*<sub>6</sub>) δ 8.14 (br d, *J*=8.3 Hz, 1 H), 7.63 (dd, *J*=8.3, 1.0 Hz, 1 H), 7.45 (m, 1 H), 7.24 (m, 1 H), 7.05-7.15 (m, 3 H), 6.90 (m, 2 H), 6.62 (s, 2 H), 4.80-4.90 (m, 4 H), 3.83 (t, *J*=5.4 Hz, 2 H), 3.56 (q, *J*=7.0 Hz, 2 H), 3.27 (t, *J*=6.1 Hz, 2H), 2.37 (t, *J*=7.6 Hz, 2 H), 1.63 (m, 2H), 1.16 (t, *J*=6.8 Hz, 3 H)

IR (KBr) 3267, 3023, 1681, 1108  $cm^{-1}$

HRMS (EI) Calculated for  $C_{24}H_{28}N_4O_2$  ( $M^+$ ) 404.2212, found 404.2215.

## Example 17

1-(1-{{(3-Chlorobenzyl)oxy)methyl}propyl)-1*H*-imidazo[4,5-*c*]quinolin-4-amine

## 5 Part A

2-Ethyl-2-(1*H*-imidazo[4,5-*c*]quinolin-1-yl)-1-ethanol (3.0 g, 12.43 mmol),  
 dichloromethane (40 mL), aqueous sodium hydroxide (40 mL of 50%),  
 benzyltrimethylammonium chloride (0.01 g) and 3-chlorobenzyl bromide (2.81 g, 13.67  
 mmol) were combined and the resulting solution was stirred at ambient temperature  
 10 overnight. Analysis by TLC (5% methanol in dichloromethane) indicated that the reaction  
 was complete. The reaction was diluted with dichloromethane (100 mL) and water (100  
 mL). The layers were separated. The aqueous fraction was extracted with  
 dichloromethane. The organic fractions were combined, washed with brine, dried over  
 magnesium sulfate and then concentrated under reduced pressure. The residue was  
 15 purified by flash chromatography (silica gel eluting with ethyl acetate) to provide 4.22 g of  
 1-(1-{{(3-chlorobenzyl)oxy)methyl}propyl)-1*H*-imidazo[4,5-*c*]quinoline as a light orange  
 oil.

<sup>1</sup>H-NMR (300 MHz, DMSO-*d*<sub>6</sub>) δ 9.22 (s, 1H), 8.63 (s, 1H), 8.55 (d, *J* = 7.8 Hz, 1H),  
 8.17 (dd, *J* = 7.8, 1.5 Hz, 1H), 7.69 (m, 2H), 7.23 (dd, *J* = 4.9, 1.5 Hz, 2H), 7.08 (s, 1H),  
 20 7.03 (m, 1H), 5.40 (m, 1H), 4.47 (s, 2H), 3.34-4.07 (m, 2H), 2.11 (m, 2H), 0.88 (t, 7.3 Hz,  
 3H)

MS (CI) for C<sub>21</sub>H<sub>20</sub>ClN<sub>3</sub>O *m/z* 366 (MH<sup>+</sup>), 332

## Part B

3-Chloroperoxy benzoic acid (2.84 g of 77%) was added in portions to a solution  
 25 of the material from Part A in chloroform (60 mL). After 2 hours analysis by TLC (10%  
 methanol in dichloromethane) indicated that the reaction was complete. The reaction was



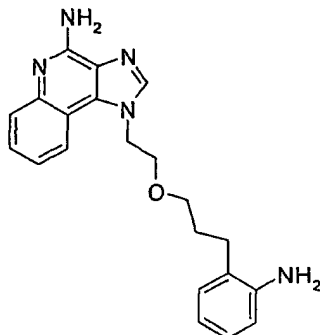
diluted with chloroform, washed with saturated sodium bicarbonate, washed with brine, dried over magnesium sulfate and then concentrated under reduced pressure to provide crude 1-(1-((3-chlorobenzyl)oxy)methyl)propyl)-1*H*-imidazo[4,5-*c*]quinolin-5*N*-oxide.

Part C

5 Ammonium hydroxide (20 mL) was added to a solution of the material from Part B in dichloromethane (80 mL). Tosyl chloride (2.42 g) was added in portions. Analysis by TLC (5% methanol in dichloromethane) indicated that the reaction went to completion immediately after the addition of the tosyl chloride. The reaction mixture was diluted with dichloromethane and saturated sodium bicarbonate. The layers were separated. The  
10 organic layer was washed with brine, dried over magnesium sulfate and then concentrated under reduced pressure to provide a light brown oil. The oil was purified by flash chromatography (silica gel eluting with 5% methanol in dichloromethane) to provide an off-white gooey solid. This material was purified by flash chromatography (silica gel eluting with 5% methanol in dichloromethane) to provide a pinkish-white solid. This  
15 material was further purified by flash chromatography (silica gel eluting with ethyl acetate) to provide ~1.0 g of 1-(1-((3-chlorobenzyl)oxy)methyl)propyl)-1*H*-imidazo[4,5-*c*]quinolin-4-amine as an off-white solid, m.p. 60-62°C. Analysis: Calculated for  $C_{21}H_{21}ClN_4O \cdot \frac{1}{4} H_2O$ : %C, 65.41; %H, 5.62; %N, 14.54; Found: %C, 65.5; %H, 5.62; %N, 14.61.  
20 <sup>1</sup>H-NMR (300 MHz, DMSO-*d*<sub>6</sub>) δ 8.37 (s, 1H), 8.19 (d, *J* = 8.3 Hz, 1H), 7.62 (dd, *J* = 8.3, 1.5 Hz, 1H), 7.43 (dt, *J* = 8.3, 1.5 Hz, 1H), 7.18-7.28 (m, 3H), 7.09 (m, 1H), 6.52 (br s, 2H), 5.24 (m, 1H), 4.48 (s, 2H), 4.01 (dd, *J* = 10.5, 6.6 Hz, 2H), 3.92 (dd, *J* = 10.3, 4.4 Hz, 2H), 2.10 (quintet, *J* = 7.3 Hz, 2H), 0.88 (t, 7.3 Hz, 3H)  
MS (CI) for  $C_{21}H_{21}ClN_4O$  *m/z* 381 (MH<sup>+</sup>), 185

25

## Example 18

1-{2-[3-(2-Aminophenyl)propoxy]ethyl}-1*H*-imidazo[4,5-*c*]quinolin-4-amine  
trifluoroacetate

## 5 Part A

Under a nitrogen atmosphere, *N,N*-(bis *tert*-butoxycarbonyl)-1-[2-(2-propynyloxy)ethyl]-1*H*-imidazo[4,5-*c*]quinolin-4-amine (0.50 g, 1.07 mmol), triethylamine (0.39 mL, 2.79 mmol) and anhydrous acetonitrile (10 mL) were combined. The resulting solution was heated to 80°C. As the reaction was heating, 2-iodoaniline  
10 (0.26 mL, 1.18 mmol), copper (I) iodide (0.012 g) and dichlorobis(triphenylphosphine)palladium(II) (0.023 g) were added. The reaction mixture was heated at 80°C overnight. The acetonitrile was removed under reduced pressure and the residue was purified by flash chromatography (silica gel eluting with 3% methanol in dichloromethane) to provide 0.47 g of *N,N*-(bis *tert*-butoxycarbonyl)-1-(2-  
15 aminophenyl)prop-2-ynyl]oxy)ethyl)-1*H*-imidazo[4,5-*c*]quinolin-4-amine as a brown solid.

<sup>1</sup>H-NMR (300 MHz, DMSO-*d*<sub>6</sub>, D<sub>2</sub>O) δ 8.47 (d, *J* = 3.6 Hz, 1H), 8.37 (s, 1H), 8.10 (d, *J* = 9.6 Hz, 1H), 7.75 (m, 2H), 7.04 (t, *J* = 7.2 Hz, 1H), 6.80 (m, 1H), 6.65 (d, *J* = 8.3 Hz, 1H), 6.45 (t, *J* = 7.3 Hz, 1H), 4.98 (t, *J* = 4.4 Hz, 2H), 4.36 (s, 2H), 4.08 (t, *J* = 4.9 Hz, 2H),  
20 1.31 (s, 18H)

## Part B

Catalyst (5% platinum on carbon) was added to a solution of *N,N*-(bis *tert*-butoxycarbonyl)-1-(2-  
25 aminophenyl)prop-2-ynyl]oxy)ethyl)-1*H*-imidazo[4,5-*c*]quinolin-4-amine in methanol. The mixture was hydrogenated on a Parr apparatus at 50 psi (3.5 Kg.cm<sup>2</sup>) overnight. The reaction mixture was filtered through a layer of Celite®

filter aid and the filter cake was washed with additional methanol. The filtrate was concentrated under reduced pressure to provide an off-white solid. This material was purified by flash chromatography (silica gel eluting with dichloromethane, then with 1% methanol in dichloromethane, then with 2% methanol in dichloromethane and finally with  
5 3% methanol in dichloromethane) to provide ~0.25 g of N,N-(bis *tert*-butoxycarbonyl)-1-{2-[3-(2-aminophenyl)propoxy]ethyl}-1*H*-imidazo[4,5-*c*]quinolin-4-amine as a light yellow oil.

<sup>1</sup>H-NMR (300 MHz, DMSO-*d*<sub>6</sub>) δ 8.23 (dd, *J* = 8.4, 0.9 Hz, 1H), 8.16 (dd, *J* = 8.4, 0.9 Hz, 1H), 7.97 (s, 1H), 6.96 (dt, *J* = 7.5, 1.6 Hz, 2H), 6.87 (dd, *J* = 7.5, 1.4 Hz, 1H), 6.62  
10 (dt, *J* = 7.3, 1.0 Hz, 1H), 6.57 (dd, *J* = 8.3, 1.1 Hz, 1H), 5.29 (s, 1H), 4.71 (t, *J* = 5.3 Hz, 2H), 3.91 (t, *J* = 5.1 Hz, 2H), 3.38 (t, *J* = 6.0 Hz, 2H), 2.39 (t, *J* = 7.4 Hz, 2H), 1.76 (m, 2H), 1.41 (br s, 18H)

MS (CI) for C<sub>31</sub>H<sub>39</sub>N<sub>5</sub>O<sub>5</sub> *m/z* 562 (MH<sup>+</sup>), 462, 362, 229

#### Part C

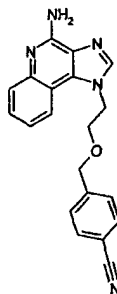
15 A solution of the material from Part B in anhydrous dichloromethane (4 mL) was added with stirring to a solution of trifluoroacetic acid (2mL) and anhydrous dichloromethane (2 mL) which had been cooled to 0°C. The reaction mixture was kept in an ice bath for about 2 hours and then it was allowed to warm to ambient temperature. The reaction mixture was stirred at ambient temperature overnight. The volatiles were  
20 removed under reduced pressure to provide a pink oil. The oil was dissolved in ethyl acetate (~ 3mL) and triethylamine (~ 1 mL) was added dropwise. The mixture was allowed to stir for about an hour. The resulting precipitate was isolated by filtration to provide 0.13 g of 1-{2-[3-(2-aminophenyl)propoxy]ethyl}-1*H*-imidazo[4,5-*c*]quinolin-4-amine trifluoroacetate as a white solid. Analysis: Calculated for C<sub>21</sub>H<sub>23</sub>N<sub>5</sub>O · C<sub>2</sub>HF<sub>3</sub>O<sub>2</sub>:  
25 %C, 58.10; %H, 5.09; %N, 14.73; Found: %C, 57.78; %H, 4.97; %N, 14.59.

<sup>1</sup>H-NMR (300 MHz, DMSO-*d*<sub>6</sub>) δ 8.87 (br s, 1H), 8.49 (s, 1H), 8.36 (d, *J* = 7.8 Hz, 1H), 7.83 (d, *J* = 8.3 Hz, 1H), 7.72 (t, *J* = 7.3 Hz, 1H), 7.56 (t, *J* = 7.6 Hz, 1H), 6.81 (t, *J* = 7.6 Hz, 1H), 6.51 (m, 2H), 6.32 (t, *J* = 6.8 Hz, 1H), 4.90 (t, *J* = 4.6 Hz, 2H), 3.85 (t, *J* = 4.9 Hz, 2H), 3.33 (t, *J* = 6.1 Hz, 2H), 2.22 (t, *J* = 7.3 Hz, 2H), 1.55 (m, 2H)

30 IR (KBr) 3414, 3335, 3253, 3019, 1738, 1202, 1185, 1131 cm<sup>-1</sup>

HRMS (EI) Calculated for C<sub>21</sub>H<sub>23</sub>N<sub>5</sub>O (M<sup>+</sup>) 361.1903, found 361.1903

## Example 19

4-{{2-(4-Amino-1*H*-imidazo[4,5-*c*]quinolin-1-yl)ethoxy}methyl}benzonitrile

5

## Part A

2-(1*H*-Imidazo[4,5-*c*]quinolin-1-yl)ethanol (1.5 g, 7.0 mmol) was added to a stirring mixture of  $\alpha$ -bromo-*p*-tolunitrile (1.79 g, 9.1 mmol), sodium hydroxide (20 ml, 10 50%), dichloromethane (20 ml), and benzyltrimethylammonium chloride (0.06 g, 0.3 mmol). The reaction was maintained for 18 hours and then diluted with dichloromethane (20 ml) and water (20 ml). The two phases were separated and the aqueous fraction was extracted with additional dichloromethane. The organic fractions were combined, washed with water, dried (MgSO<sub>4</sub>), filtered, and concentrated. The residue was purified by flash 15 column chromatography (silica gel, 9/1 dichloromethane/methanol) to provide 1.8 g of 4-{{2-(1*H*-imidazo[4,5-*c*]quinolin-1-yl)ethoxy}methyl}benzonitrile.

<sup>1</sup>H NMR (500 MHz, DMSO-*d*<sub>6</sub>)  $\delta$  9.22 (s, 1H), 8.41 (s, 1H), 8.40 (d, *J*=1.1 Hz, 1H), 8.17 (dd, *J*=8.3, 1.2 Hz, 1H), 7.72 (dt, *J*=7.6, 1.3 Hz, 1H), 7.66 (dt, *J*=7.6, 1.3 Hz, 1H), 7.63 (d, *J*=8.3 Hz, 2H), 7.25 (d, *J*=8.2 Hz, 2H), 4.97 (t, *J*=5.1 Hz, 2H), 4.53 (s, 2H), 3.97 (t, *J*=5.5 20 Hz, 2H);

MS (CI) *m/e* 329 (M+H).

## Part B

3-Chloroperoxybenzoic acid (1.6 g, 5.5 mmol, 60% by weight) was slowly added to a solution of 4-{{2-(1*H*-imidazo[4,5-*c*]quinolin-1-yl)ethoxy}methyl}benzonitrile (1.8 g, 25 5.5 mmol) in chloroform (50 ml). The reaction was maintained overnight and then sequentially washed with saturated sodium bicarbonate (200 ml), water (2 X 100 ml), dried (MgSO<sub>4</sub>), filtered, and concentrated to provide 1.4 g of 1-{{2-[(4-cyanobenzyl)oxy]ethyl}-1*H*-imidazo[4,5-*c*]quinoline-5*N*-oxide.

## Part C

Trichloroacetyl isocyanate (0.73 ml, 6.1 mmol) was added dropwise to a solution of 1-{2-[(4-cyanobenzyl)oxy]ethyl}-1*H*-imidazo[4,5-*c*]quinoline-5*N*-oxide (1.4 g, 4.1 mmol) and dichloromethane (25 ml). The reaction was maintained overnight and then concentrated. The resulting red solid was dissolved in methanol (100 ml) and sodium methoxide (4 ml, 25% in methanol) was added dropwise. The reaction was maintained overnight. The crude product formed as a precipitate and was isolated by filtration. Purification of the solid by recrystallization (isopropyl alcohol) followed by flash column chromatography (silica gel, 9/1 dichloromethane/methanol) provided 1.0 g of 4-[[2-(4-amino-1*H*-imidazo[4,5-*c*]quinolin-1-yl)ethoxy]methyl]benzonitrile as a white solid, m.p. 238.1-239.2 °C.

<sup>1</sup>H NMR (300 MHz, DMSO-*d*<sub>6</sub>) δ 8.19 (s, 1H), 8.07 (dd, *J*=8.2, 1.0 Hz, 1H), 7.67 (d, *J*=8.4 Hz, 2H), 7.62 (dd, *J*=8.4, 1.1 Hz, 1H), 7.43 (dt, *J*=7.6, 1.3 Hz, 1H), 7.30 (d, *J*=8.4 Hz, 2H), 7.21 (dt, *J*=7.6, 1.3 Hz, 1H), 6.56 (s, 2H), 4.86 (t, *J*=5.1 Hz, 2H), 4.55 (s, 2H), 3.93 (t, *J*=5.1 Hz, 2H);

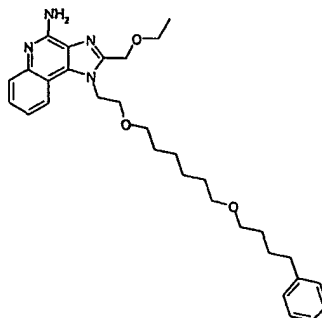
IR (KBr) 3456, 3285, 3117, 3069, 2228, 1637, 1583, 1526, 1481, 1397, 1372, 1353, 1252, 1097, 884, 822, 760 cm<sup>-1</sup>;

MS (EI) *m/e* 343.1440 (343.1433 Calculated for C<sub>20</sub>H<sub>17</sub>N<sub>5</sub>O);

Analysis: Calculated for C<sub>20</sub>H<sub>17</sub>N<sub>5</sub>O: %C, 69.96; %H, 4.99; %N, 20.39. Found: %C, 70.09; %H, 4.90; %N, 20.16.

## Example 20

2-(Ethoxymethyl)-1-(2-[[6-(4-phenylbutoxy)hexyl]oxy]ethyl)-  
1*H*-imidazo[4,5-*c*]quinoline-4-amine



## Part A

A solution of 2-[2-(ethoxymethyl)-1*H*-imidazo[4,5-*c*]quinolin-1-yl]ethanol (1.0 g, 3.7 mmol) in *N,N*-dimethylformamide (20 ml) was added dropwise to a suspension of sodium hydride (0.19 g of a 60% dispersion in mineral oil, 4.8 mmol) in *N,N*-  
5 dimethylformamide (10 ml). The reaction was maintained for 45 minutes followed by the dropwise addition of {4-[(6-bromohexyl)oxy]butyl}benzene (1.6 g, 5.1 mmol). The reaction was stirred overnight at room temperature and then partitioned between ethyl acetate and water. The two phases were separated and the aqueous fraction was extracted with additional ethyl acetate. The organic fractions were combined, washed with water,  
10 dried (MgSO<sub>4</sub>), filtered, and concentrated. The crude product was purified by flash column chromatography (silica gel, 4:1 ethyl acetate/hexanes) to provide 0.81 g of 2-(ethoxymethyl)-1-(2-{{6-(4-phenylbutoxy)hexyl}oxy}ethyl)-1*H*-imidazo[4,5-*c*]quinoline as a brown oil.

## 15 Part B

3-Chloroperoxybenzoic acid (0.47 g, 1.6 mmol, 60% by weight) was slowly added to a solution of 2-(ethoxymethyl)-1-(2-{{6-(4-phenylbutoxy)hexyl}oxy}ethyl)-1*H*-imidazo[4,5-*c*]quinoline (0.81 g, 1.6 mmol) in chloroform (15 ml). The reaction was maintained overnight and then sequentially washed with saturated sodium bicarbonate and  
20 water, dried (MgSO<sub>4</sub>), filtered, and concentrated to provide 0.7 g of 2-(ethoxymethyl)-1-(2-{{6-(4-phenylbutoxy)hexyl}oxy}ethyl)-1*H*-imidazo[4,5-*c*]quinolin-5*N*-oxide as an orange solid.

## Part C

25 Trichloroacetyl isocyanate (0.25 ml, 2.1 mmol) was added dropwise to a solution of 2-(ethoxymethyl)-1-(2-{{6-(4-phenylbutoxy)hexyl}oxy}ethyl)-1*H*-imidazo[4,5-*c*]quinolin-5*N*-oxide (0.7 g, 1.4 mmol) and dichloromethane (20 ml). The reaction was maintained for 2 hours and sodium methoxide (2.5 ml, 25% in methanol) was added dropwise. The reaction was maintained overnight. The mixture was filtered and the  
30 filtrate concentrated. Purification of the filtrate by flash column chromatography (silica gel, 97:3 ethyl acetate/methanol) provided 0.22 g of 2-(ethoxymethyl)-1-(2-{{6-(4-phenylbutoxy)hexyl}oxy}ethyl)-1*H*-imidazo[4,5-*c*]quinoline-4-amine as a colorless oil.

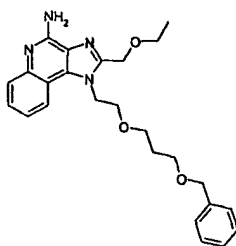
<sup>1</sup>H NMR (300 MHz, DMSO-d<sub>6</sub>) δ 8.10 (d, J=7.9 Hz, 1H), 7.62 (d, J=7.9 Hz, 1H), 7.43 (t, J=7.3 Hz, 1H), 7.28-7.12 (m, 6H), 6.55 (s, 2H), 4.79 (broad s, 4H), 3.82 (t, J=5.3 Hz, 2H), 3.55 (q, J=7.0 Hz, 2H), 3.33-3.22 (m, 6H), 2.56 (t, J=7.2 Hz, 2H), 1.62-1.33 (m, 8H), 1.18-1.10 (m, 7H);

5 MS (EI) m/e 518.3263 (518.3256 Calculated for C<sub>31</sub>H<sub>42</sub>N<sub>4</sub>O<sub>3</sub>);

Analysis: Calculated for C<sub>31</sub>H<sub>42</sub>N<sub>4</sub>O<sub>3</sub>: %C, 71.78; %H, 8.16; %N, 10.80. Found: %C, 71.20; %H, 8.39; %N, 10.68.

### Example 21

10 1-{2-[3-(Benzyloxy)propoxy]ethyl}-2-(ethoxymethyl)-1*H*-imidazo[4,5-*c*]quinolin-4-amine



15 A solution of 2-[2-(ethoxymethyl)-1*H*-imidazo[4,5-*c*]quinolin-1-yl]ethanol (1.0 g, 3.7 mmol) in *N,N*-dimethylformamide was added dropwise to a suspension of sodium hydride (0.19 g of a 60% dispersion in mineral oil, 4.8 mmol) in *N,N*-dimethylformamide (20 ml). The reaction was maintained for 2 hours followed by the dropwise addition of benzyl 3-bromopropyl ether (0.72 ml, 4.1 mmol). The reaction was stirred overnight at 100°C, quenched by pouring over ice, and extracted with ethyl acetate. The organic

20 fractions were washed with water, dried (MgSO<sub>4</sub>), filtered, and concentrated. The crude product was purified by flash column chromatography (silica gel, 4:1 ethyl acetate/hexanes) to provide 0.45 g of 1-{2-[3-(benzyloxy)propoxy]ethyl}-2-(ethoxymethyl)-1*H*-imidazo[4,5-*c*]quinoline as a brown oil

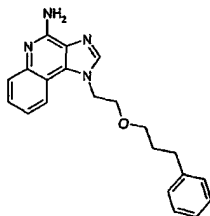
25 1-{2-[3-(benzyloxy)propoxy]ethyl}-2-(ethoxymethyl)-1*H*-imidazo[4,5-*c*]quinoline was converted to 1-{2-[3-(benzyloxy)propoxy]ethyl}-2-(ethoxymethyl)-1*H*-imidazo[4,5-*c*]quinolin-4-amine using the general methods described in Parts B and C of Example 20. Purification by flash column chromatography (silica gel, 95/5 ethyl acetate/methanol) provided the desired product as a colorless oil.

- <sup>1</sup>H NMR (300 MHz, DMSO-d<sub>6</sub>) δ 8.11 (dd, J=8.2,0.8 Hz, 1H), 7.62 (dd, J=8.3, 1.2 Hz, 1H), 7.44 (dt, J=7.6,1.2 Hz, 1H), 7.32-7.19 (m, 6H), 6.56 (s, 2H), 4.85-4.77 (m, 4H), 4.26 (s, 2H), 3.84 (t, J=5.4 Hz, 2H), 3.54 (q, J=7.0 Hz, 2H), 3.40 (t, J=6.2 Hz, 2H), 3.26 (t, J=6.2 Hz, 2H), 1.63 (pentet, J=6.3 Hz, 2H), 1.15 (t, J=7.0 Hz, 3H);
- 5 <sup>13</sup>C NMR (125 MHz, DMSO-d<sub>6</sub>) δ 152.0, 149.5, 145.2, 138.5, 133.3, 128.1, 127.4, 127.3, 126.8, 126.3, 126.25, 121.0, 120.6, 114.8, 71.8, 69.0, 67.5, 66.3, 65.4, 64.4, 45.4, 29.4, 14.9;
- IR (KBr) 3305, 174, 2970, 2925, 2864, 1633, 1583, 1533, 1481, 1437, 1386, 1099, 754, 737, 698 cm<sup>-1</sup>;
- 10 MS (EI) m/e 434.2318 (434.2317 Calculated for C<sub>25</sub>H<sub>30</sub>N<sub>4</sub>O<sub>3</sub>).

## Example 22

1-[2-(3-Phenylpropoxy)ethyl]-1*H*-imidazo[4,5-*c*]quinolin-4-amine

15

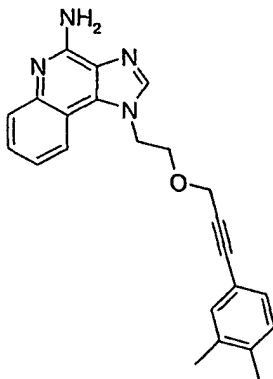


- According to the general method of Example 20 (Parts A-C), 2-(1*H*-imidazo[4,5-*c*]quinolin-1-yl)ethanol and (3-bromopropyl)benzene were combined to provide 1-[2-(3-phenylpropoxy)ethyl]-1*H*-imidazo[4,5-*c*]quinolin-4-amine as a white solid.
- 20 <sup>1</sup>H NMR (300 MHz, DMSO-d<sub>6</sub>) δ 8.17 (s, 1H), 8.12 (d, J=7.2 Hz, 1H), 7.64 (dd, J=8.3,1.0 Hz, 1H), 7.45 (m, 1H), 7.24 (m, 1H), 7.16-7.08 (m, 3H), 6.92-6.89 (m, 2H), 6.60 (s, 2H), 4.81 (t, J=5.1 Hz, 2H), 3.82 (t, J=5.1 Hz, 2H), 3.29 (t, J=6.1 Hz, 2H), 2.38 (m, 2H), 1.63 (m, 2H), 1.56-1.25 (m, 8H), 0.88 (t, J=7.2 Hz, 3H);
- 25 <sup>13</sup>C NMR (75 MHz, CDCl<sub>3</sub>) δ 151.5, 144.9, 142.6, 141.4, 132.6, 128.3, 128.2, 127.4, 127.1, 125.8, 122.2, 119.8, 115.4, 70.4, 68.6, 47.6, 32.0, 30.9;
- MS (EI) m/e 347.1882(347.1872 Calculated for C<sub>21</sub>H<sub>22</sub>N<sub>4</sub>O).



## Example 23

1-(2-{{3-(3,4-Dimethylphenyl)-2-propynyl}oxy}ethyl)-  
1*H*-imidazo[4,5-*c*]quinolin-4-amine



5

Under a nitrogen atmosphere, 1-[2-(2-propynyloxy)ethyl]-1*H*-imidazo[4,5-*c*]quinolin-4-amine (0.5 g, 1.9 mmol), copper (I) iodide (0.036 g, 0.2 mmol), 4-iodo-*ortho*-xylene (0.5 g, 2.1 mmol) and pyrrolidine (10 mL) were combined and stirred at ambient temperature. Dichlorobis(triphenylphosphine)palladium(II) (0.066 g, 0.1 mmol) was added and the reaction mixture was stirred at ambient temperature for 1 hour. Analysis by TLC (30% methanol in chloroform) indicated that starting material was still present. The reaction mixture was heated at 65°C overnight. The pyrrolidine was removed under reduced pressure. The resulting residue was triturated with dichloromethane containing methanol. The insoluble material was isolated by filtration and then recrystallized from toluene (40 mL) to provide 0.1 g of 1-(2-{{3-(3,4-dimethylphenyl)-2-propynyl}oxy}ethyl)-1*H*-imidazo[4,5-*c*]quinolin-4-amine as a solid, m.p. 214-216°C. Analysis: Calculated for C<sub>23</sub>H<sub>27</sub>N<sub>4</sub>O: %C, 74.57; %H, 5.99; %N, 15.12; Found: %C, 74.24; %H, 5.98; %N, 15.08. <sup>1</sup>H-NMR (300 MHz; DMSO-*d*<sub>6</sub>) δ (ppm) 8.167(s,1H), 8.112(d,J=7.3Hz,1H), 7.628(d,J=8.3Hz,1H), 7.44(t,J=7.3Hz,1H), 7.232(t,J=6.8Hz,1H), 7.078(d,J=7.8Hz,1H), 7.024(s,1H), 6.952(d,J=7.9Hz,1H), 6.586(s,2H), 4.849(t,J=5Hz,2H), 4.365(s,2H), 4.015(t,J=5.6Hz,2H), 2.197(s,3H), 2.159(s,3H).

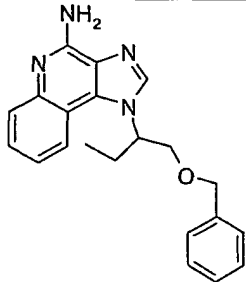
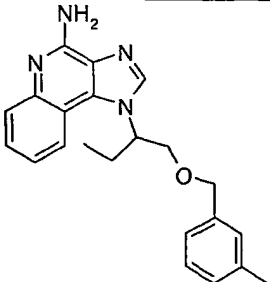
20

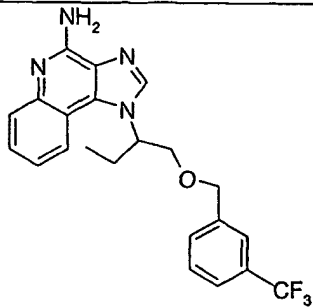
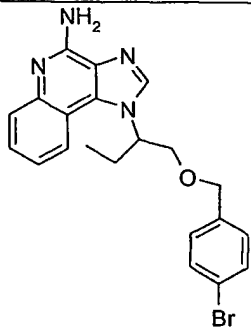
## Examples 24 - 27

The compounds in the table below were prepared according to the synthetic method of Reaction Scheme I above using the following general method.

25

2-(4-Amino-1*H*-imidazo[4,5-*c*]quinolin-1-yl)-2-ethylethanol (25 mg) was placed in a 2 dram (7.4 mL) vial. Sodium hydride (1.75 eq of 60% in mineral oil) and *N,N*-dimethylformamide (1 mL) were added. The vial was placed on a sonicator for about 10 minutes at ambient temperature to allow the alkoxide to form. The halide (1.75 eq) was added and the vial was placed back on the sonicator for about 30 to 60 minutes at ambient temperature. The reaction mixture was analyzed by LC/MS to confirm the formation of the desired product. The reaction mixture was purified by semi-preparative HPLC. The semi-prep HPLC fractions were analyzed by LC-APCI/MS and the appropriate fractions were combined and lyophilized to provide the trifluoroacetate salt of the desired product, which was confirmed by accurate mass and <sup>1</sup>H NMR. The table below shows the structure of the free base and the theoretical mass (TM) and the measured mass (MM).

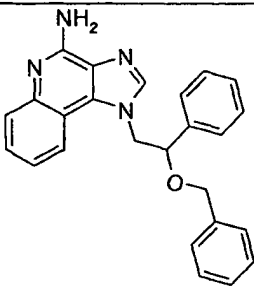
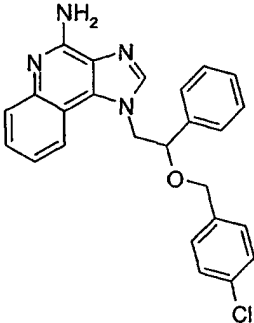
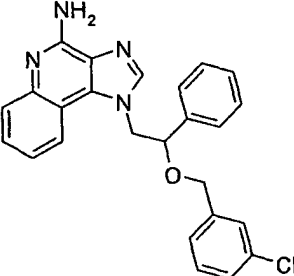
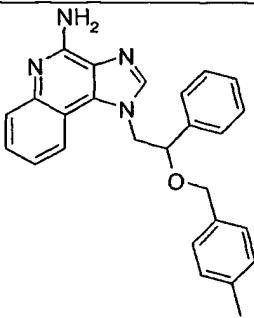
Example #	Structure of the Free Base	Purification Method	Mass Measurement (Da.)
24		A	TM = 346.1794 MM = 346.1795
25		A	TM = 360.1950 MM = 360.1955

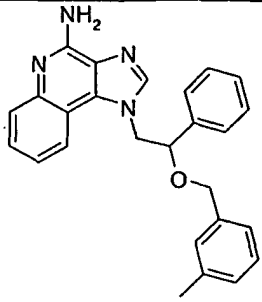
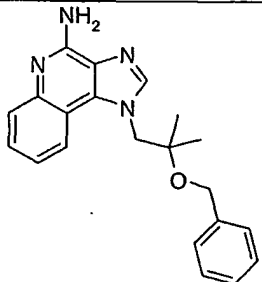
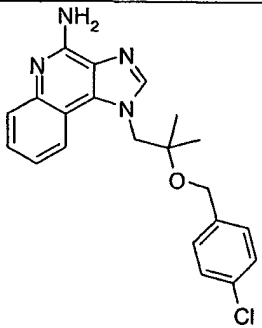
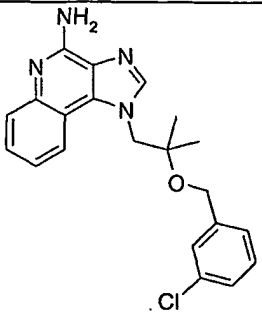
Example #	Structure of the Free Base	Purification Method	Mass Measurement (Da.)
26		A	TM = 414.1667 MM = 414.1678
27		A	TM = 424.0899 MM = 424.0902

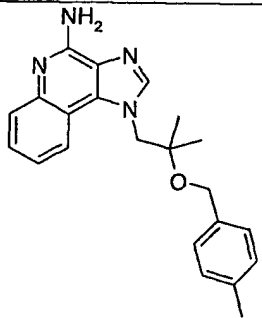
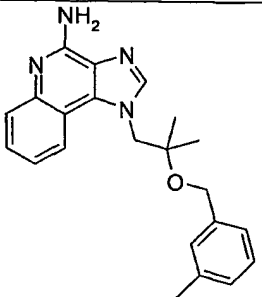
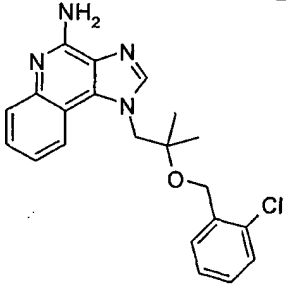
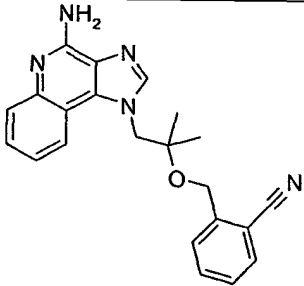
## Examples 28 - 41

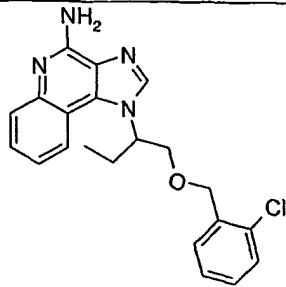
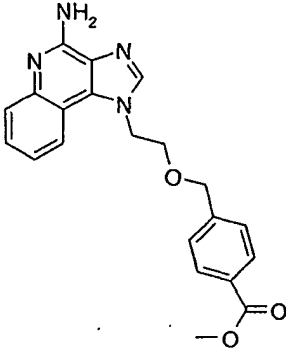
The compounds in the table below were prepared according to the synthetic method of Reaction Scheme I above using the following general method.

- 5           The 4-amino-1*H*-imidazo[4,5-*c*]quinolin-1-yl alcohol (25 mg) was placed in a 2 dram (7.4 mL) vial. Sodium hydride (1.2 eq of 60% in mineral oil) and *N,N*-dimethylformamide (1 mL) were added. The vial was placed on a sonicator for about 1 hour at 50°C to allow the alkoxide to form. The halide (1.2 eq) was added and the vial was placed back on the sonicator for about 1 to 2 hours at 50°C. The reaction mixture
- 10           was analyzed by LC/MS to confirm the formation of the desired product. The reaction mixture was purified by semi-preparative HPLC. The semi-prep HPLC fractions were analyzed by LC-APCI/MS and the appropriate fractions were combined and lyophilized to provide the trifluoroacetate salt of the desired product, which was confirmed by accurate mass and <sup>1</sup>H NMR. The table below shows the structure of the free base and the
- 15           theoretical mass (TM) and the measured mass (MM).

Example #	Structure of the Free Base	Purification Method	Mass Measurement (Da.)
28		A	TM = 394.1794 MM = 394.1791
29		A	TM = 428.1404 MM = 428.1396
30		A	TM = 428.1404 MM = 428.1397
31		A	TM = 408.1950 MM = 408.1956

Example #	Structure of the Free Base	Purification Method	Mass Measurement (Da.)
32		A	TM = 408.1950 MM = 408.1956
33		A	TM = 346.1794 MM = 346.1791
34		A	TM = 380.1404 MM = 380.1399
35		A	TM = 380.1404 MM = 380.1399

Example #	Structure of the Free Base	Purification Method	Mass Measurement (Da.)
36		A	TM = 360.1950 MM = 360.1942
37		A	TM = 360.1950 MM = 360.1941
38		A	TM = 380.1404 MM = 380.1400
39		A	TM = 371.1746 MM = 371.1751

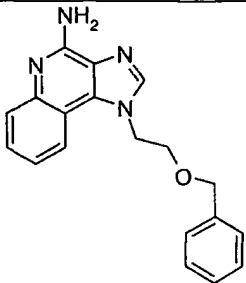
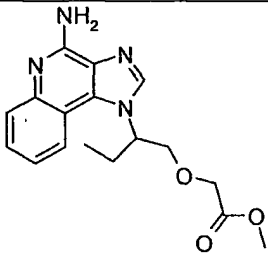
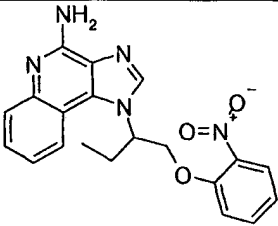
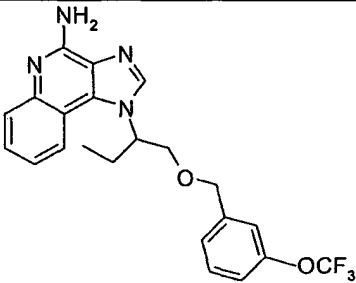
Example #	Structure of the Free Base	Purification Method	Mass Measurement (Da.)
40		A	TM = 380.1404 MM = 380.1398
41		A	TM = 376.1535 MM = 376.1536

## Examples 42 - 88

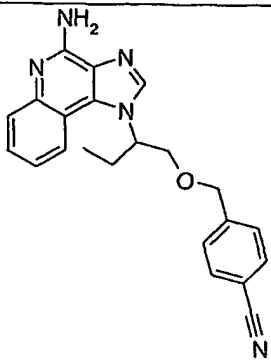
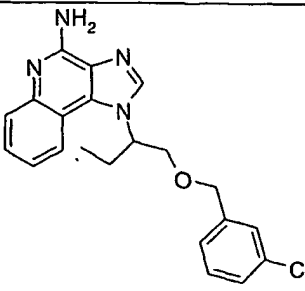
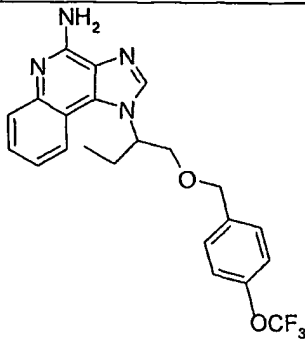
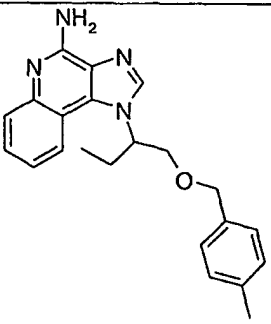
5 The compounds in the table below were prepared according to the synthetic method of Reaction Scheme I above using the following general method.

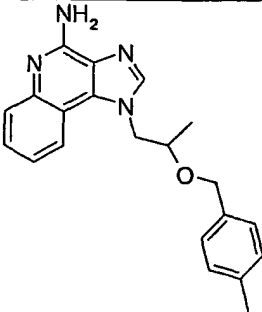
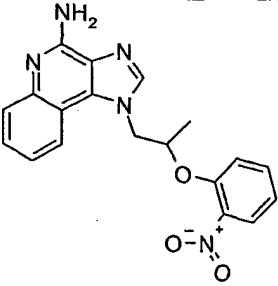
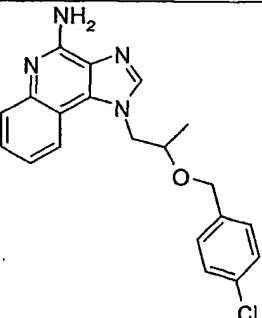
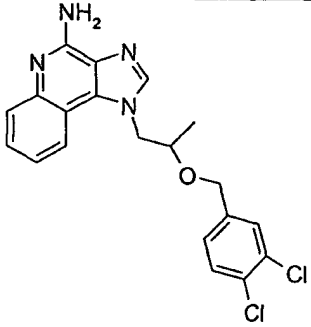
10 The 4-amino-1*H*-imidazo[4,5-*c*]quinolin-1-yl alcohol (25 mg) was placed in a 2 dram (7.4 mL) vial. Sodium hydride (1.2 eq of 60% in mineral oil) and *N,N*-dimethylformamide (1 mL) were added. The vial was placed on a sonicator for about 15 to 30 minutes at ambient temperature to allow the alkoxide to form. The halide (1.2 eq)  
15 was added and the vial was placed back on the sonicator for about 15 to 120 minutes at ambient temperature. The reaction mixture was analyzed by LC/MS to confirm the formation of the desired product. The reaction mixture was purified by semi-preparative HPLC. The semi-prep HPLC fractions were analyzed by LC-APCI/MS and the appropriate fractions were combined and lyophilized to provide the trifluoroacetate salt of the desired product, which was confirmed by accurate mass and <sup>1</sup>H NMR. The table

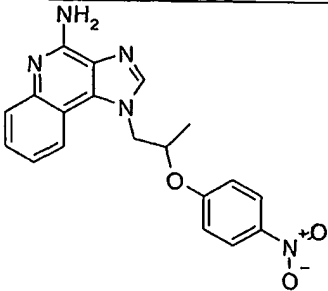
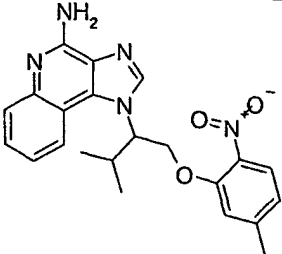
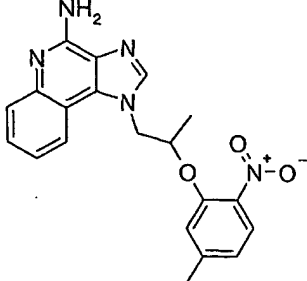
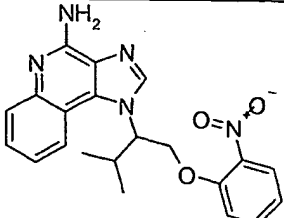
below shows the structure of the free base and the theoretical mass (TM) and the measured mass (MM) or nominal mass (NM).

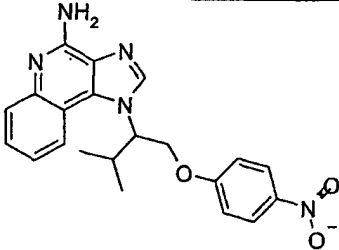
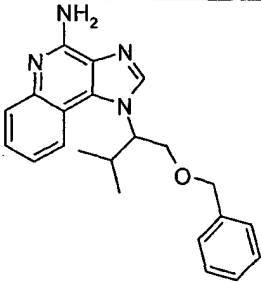
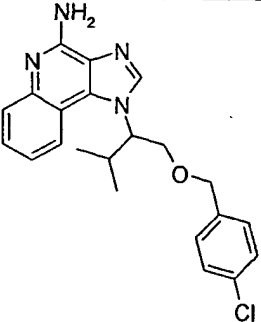
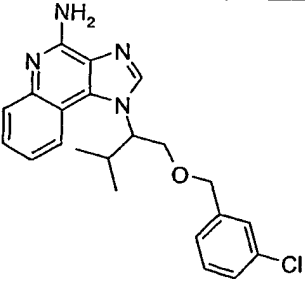
Example #	Structure of the Free Base	Purification Method	Mass Measurement (Da.)
42		A	TM = 318.1481 MM = 318.1482
43		A	TM = 328.1535 MM = 328.1534
44		A	TM = 377.1488 MM = 377.1487
45		A	TM = 430.1617 MM = 430.1614

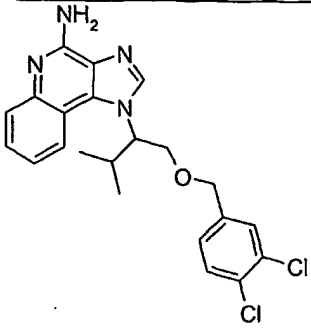
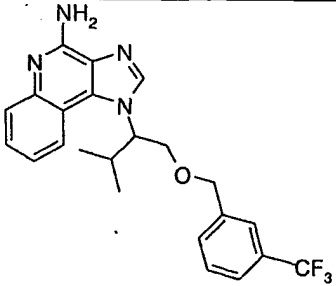
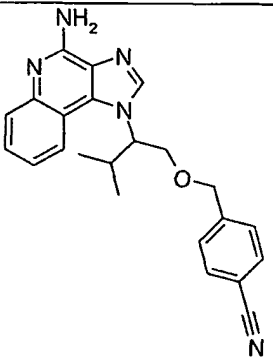
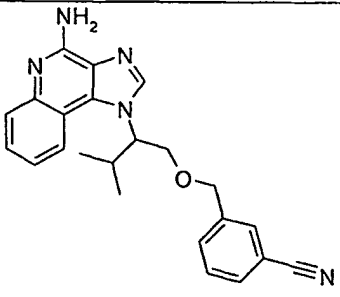


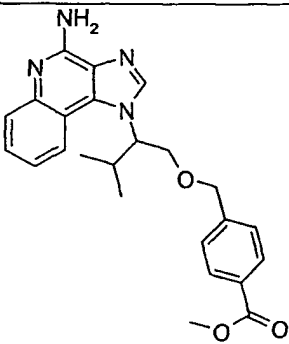
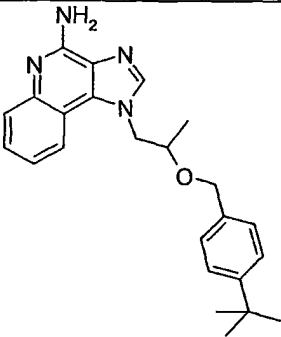
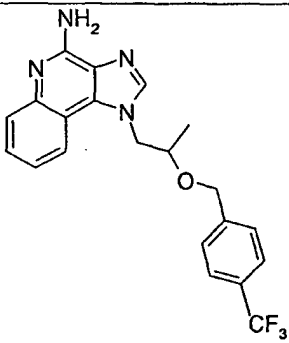
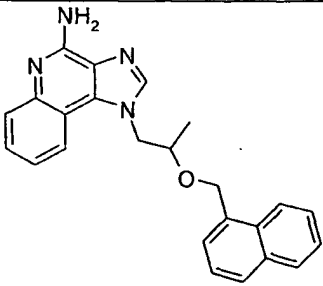
Example #	Structure of the Free Base	Purification Method	Mass Measurement (Da.)
46		A	TM = 371.1746 MM = 371.1746
47		A	TM = 380.1404 MM = 380.1394
48		A	TM = 430.1617 MM = 430.1613
49		A	TM = 360.1950 MM = 360.1949

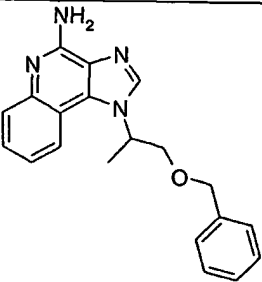
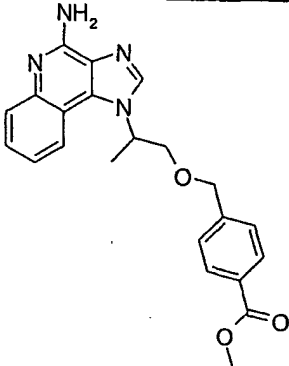
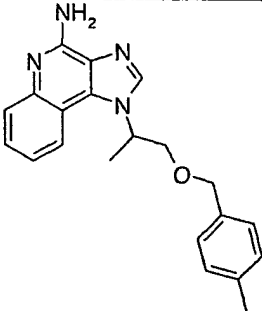
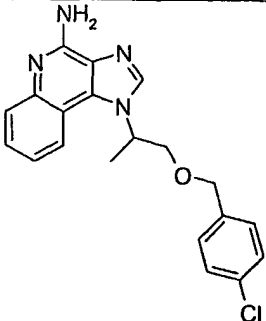
Example #	Structure of the Free Base	Purification Method	Mass Measurement (Da.)
50		A	TM = 346.1794 MM = 346.1781
51		A	TM = 363.1331 MM = 363.1324
52		A	TM = 366.1247 MM = 366.1243
53		A	TM = 400.0858 MM = 400.0856

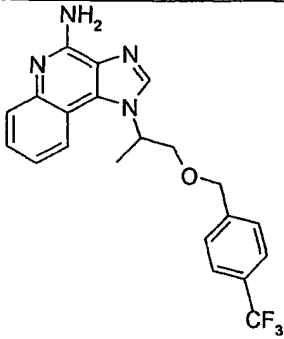
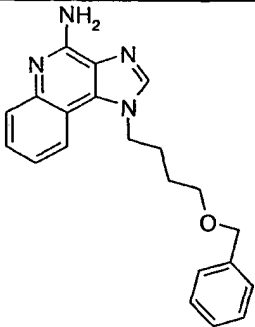
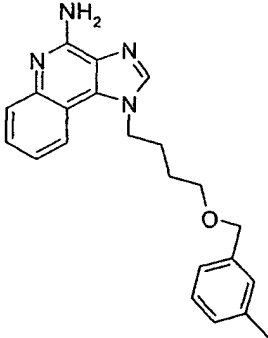
Example #	Structure of the Free Base	Purification Method	Mass Measurement (Da.)
54		A	TM = 364.1331 MM = 364.1352
55		A	TM = 405.1801 MM = 405.1794
56		A	TM = 377.1488 MM = 377.1490
57		A	TM = 391.1644 MM = 391.1637

Example #	Structure of the Free Base	Purification Method	Mass Measurement (Da.)
58		A	TM = 391.1644 MM = 391.1637
59		A	TM = 360.1950 MM = 360.1938
60		A	TM = 394.1560 MM = 394.1558
61		A	TM = 394.1560 MM = 294.1557

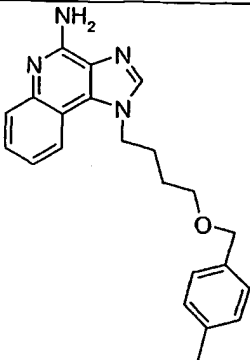
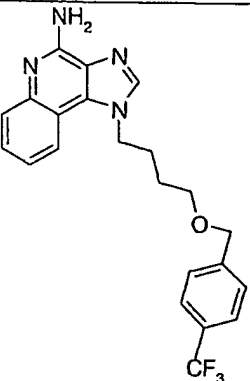
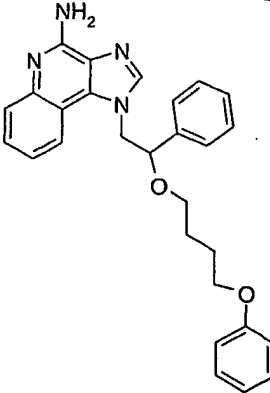
Example #	Structure of the Free Base	Purification Method	Mass Measurement (Da.)
62		A	TM = 428.1171 MM = 428.1159
63		A	TM = 428.1824 MM = 428.1826
64		A	TM = 385.1903 MM = 385.1904
65		A	TM = 385.1903 MM = 385.1897

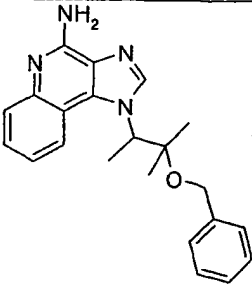
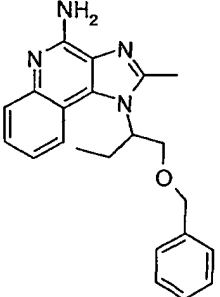
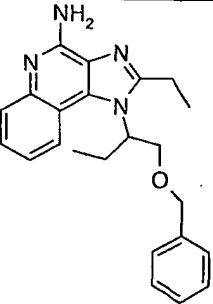
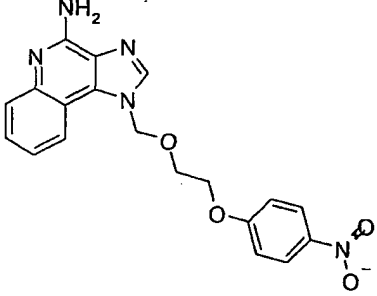
Example #	Structure of the Free Base	Purification Method	Mass Measurement (Da.)
66		A	TM = 418.2005 MM = 418.2013
67		A	TM = 388.2263 MM = 388.2257
68		A	TM = 400.1511 MM = 400.1507
69		A	TM = 382.1794 MM = 382.1788

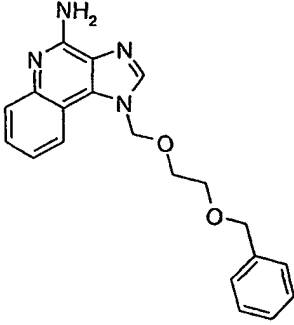
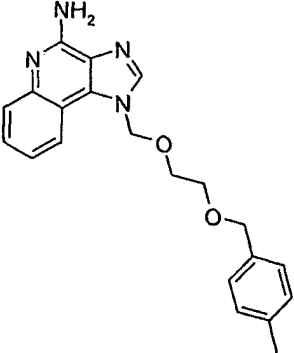
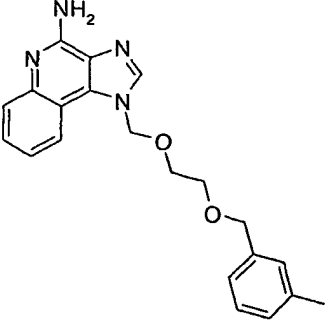
Example #	Structure of the Free Base	Purification Method	Mass Measurement (Da.)
70		A	TM = 332.1637 MM = 332.1641
71		A	TM = 390.1692 MM = 390.1697
72		A	TM = 346.1794 MM = 346.1791
73		A	TM = 366.1247 MM = 366.1241

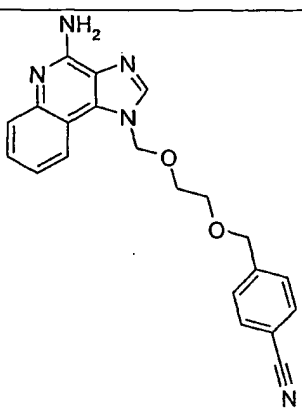
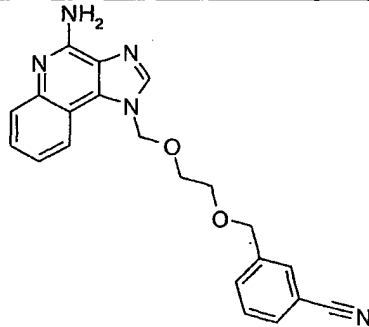
Example #	Structure of the Free Base	Purification Method	Mass Measurement (Da.)
74		A	TM = 400.1511 MM = 400.1512
75		A	TM = 346.1794 MM = 346.1799
76		A	TM = 360.1950 MM = 360.1953



Example #	Structure of the Free Base	Purification Method	Mass Measurement (Da.)
77		A	TM = 360.1950 MM = 360.1941
78		A	TM = 414.1667 MM = 414.1670
79		A	TM = 452 NM [M+H] <sup>+</sup> = 453

Example #	Structure of the Free Base	Purification Method	Mass Measurement (Da.)
80		A	TM = 360 NM [M+H] <sup>+</sup> = 361
81		A	TM = 360 NM [M+H] <sup>+</sup> = 361
82		A	TM = 374 NM [M+H] <sup>+</sup> = 375.2
83		B	TM = 379.1281 MM = 379.1278

Example #	Structure of the Free Base	Purification Method	Mass Measurement (Da.)
84		B	TM = 348.1586 MM = 348.1588
85		B	TM = 362.1743 MM = 362.1736
86		B	TM = 362.1743 MM = 362.1748

Example #	Structure of the Free Base	Purification Method	Mass Measurement (Da.)
87		B	TM = 373.1539 MM = 373.1546
88		B	TM = 373.1539 MM = 373.1543

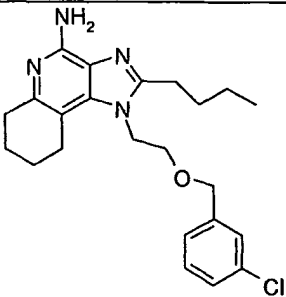
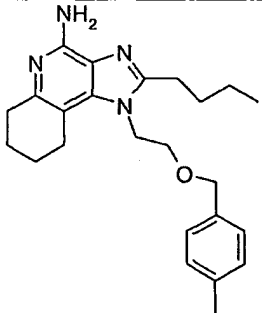
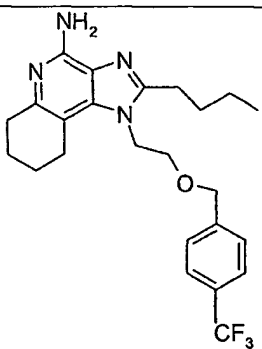
## Examples 89 - 96

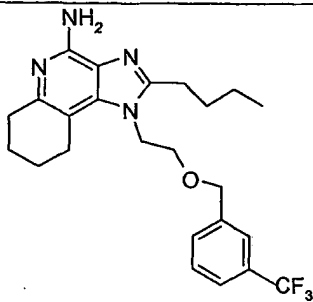
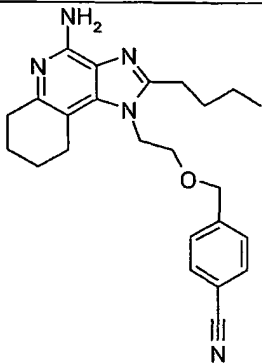
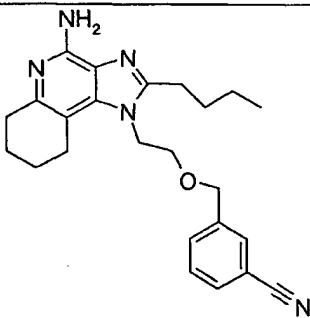
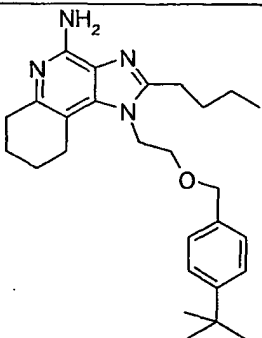
The compounds in the table below were prepared according to the synthetic method of Reaction Scheme V above using the following general method.

2-(4-Amino-2-butyl-6,7,8,9-tetrahydro-1H-imidazo[4,5-c]quinolin-1-yl)ethanol (25 mg) was placed in a 2 dram (7.4 mL) vial. Sodium hydride (1.2 eq of 60% in mineral oil) and N,N-dimethylformamide (1 mL) were added. The vial was placed on a sonicator for about 15 minutes at ambient temperature to allow the alkoxide to form. The halide (1.2 eq) was added and the vial was placed back on the sonicator for about 15 minutes at ambient temperature. The reaction mixture was analyzed by LC/MS to confirm the formation of the desired product. The reaction mixture was purified by semi-preparative HPLC. The semi-prep HPLC fractions were analyzed by LC-APCI/MS and the

appropriate fractions were combined and lyophilized to provide the trifluoroacetate salt of the desired product, which was confirmed by accurate mass and  $^1\text{H}$  NMR. The table below shows the structure of the free base and the theoretical mass (TM) and the measured mass (MM).

5

Example #	Structure of the Free Base	Purification Method	Mass Measurement (Da.)
89		B	TM = 412.2030 MM = 412.2023
90		B	TM = 392.2576 MM = 392.2575
91		B	TM = 446.2293 MM = 446.2287

Example #	Structure of the Free Base	Purification Method	Mass Measurement (Da.)
92		B	TM = 446.2293 MM = 446.2288
93		B	TM = 403.2372 MM = 403.2365
94		B	TM = 403.2372 MM = 403.2370
95		B	TM = 434.3046 MM = 434.3047

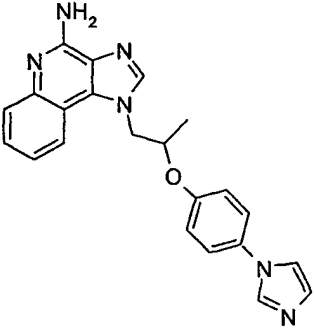
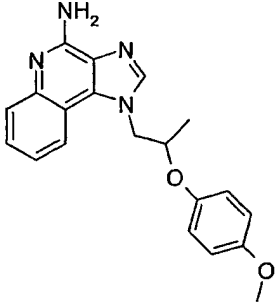
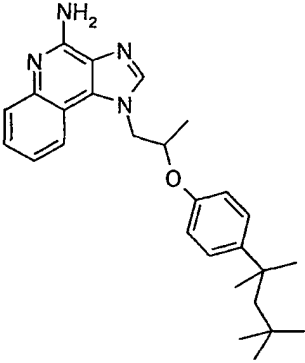
Example #	Structure of the Free Base	Purification Method	Mass Measurement (Da.)
96		B	TM = 409.2114 MM = 409.2117

## Examples 97 - 100

The compounds in the table below were prepared according to the synthetic method of Reaction Scheme III above using the following general method.

A 1 mL portion of a solution prepared by dissolving 0.5 g of 1-(4-amino-1*H*-imidazo[4,5-*c*]quinolin-1-yl)propan-2-ol in *N,N*-dimethylformamide (20 mL) was added to a 2 dram (7.4 mL) glass vial containing the phenol (2 eq.). Triphenylphosphine (54 mg, 2 eq.) dissolved in *N,N*-dimethylformamide (1 mL) was added to the vial. The resulting slurry was sonicated to dissolve the phenol. Diethyl azodicarboxylate (36 mg, 2 eq.) was added neat. The reaction mixture was sonicated for about 30 minutes and then shaken overnight at ambient temperature. The reaction mixture was purified by semi-preparative HPLC using Method A. The compounds of Examples 99 and 100 were provided as the trifluoroacetate salts. The products were confirmed by accurate mass and <sup>1</sup>H NMR. The table below shows the structure of the free base and the theoretical mass (TM) and the nominal mass (NM).

Example #	Structure	Mass Measurement
97		TM = 343 NM[M+H] <sup>+</sup> = 344

Example #	Structure	Mass Measurement
98		TM = 384 NM[M+H] <sup>+</sup> = 385
99		TM = 348 NM[M+H] <sup>+</sup> = 349
100		TM = 430 NM[M+H] <sup>+</sup> = 431

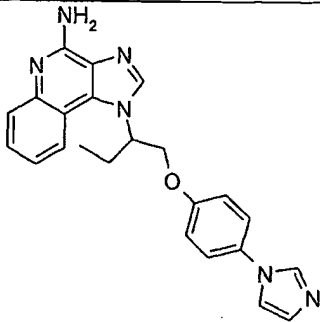
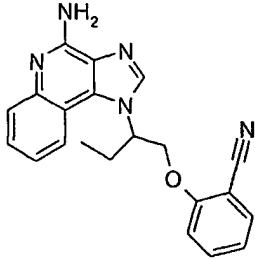
## Examples 101 - 104

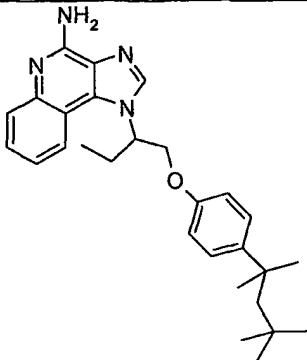
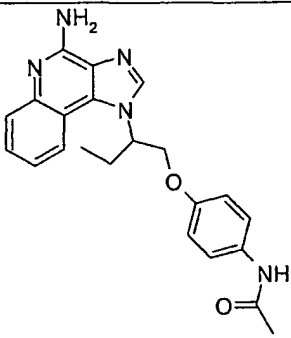
The compounds in the table below were prepared according to the synthetic method of Reaction Scheme III above using the following general method.

A 1 mL portion of a solution prepared by dissolving 0.5 g of 2-(4-amino-1H-imidazo[4,5-c]quinolin-1-yl)-2-ethylethanol in N,N-dimethylformamide (20 mL) was added to a 4 dram (15 mL) glass vial containing the phenol (2 eq.). Triphenylphosphine (51 mg, 2 eq.) dissolved in N,N-dimethylformamide (1 mL) was added to the vial. Diethyl



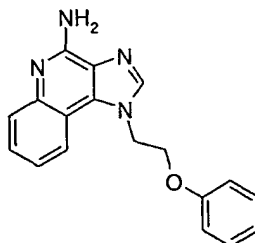
azodicarboxylate (34 mg, 2 eq.) was added neat. The resulting solution was sonicated for about 2 minutes and then shaken overnight at ambient temperature. Analysis by HPLC indicated that the reaction was not complete. The solvent was removed under vacuum. The resulting oil was dissolved in 1 mL of tetrahydrofuran containing triphenylphosphine (2 eq.). Diethyl azodicarboxylate (2 eq.) was added neat. The reaction mixture was shaken at ambient temperature overnight. Analysis by HPLC indicated that the reaction was complete. The reaction mixture was purified by semi-preparative HPLC using Method B. The semi-prep HPLC fractions were analyzed by LC-APCI/MS and the appropriate fractions were combined and lyophilized to provide the trifluoroacetate salt of the desired product, which was confirmed by accurate mass and  $^1\text{H}$  NMR. The table below shows the structure of the free base and the theoretical mass (TM) and the nominal mass (NM).

Example #	Structure of the Free Base	Mass Measurement
101		TM = 398 NM[M+H] <sup>+</sup> = 399
102		TM = 357 NM[M+H] <sup>+</sup> = 358

Example #	Structure of the Free Base	Mass Measurement
103		TM = 444 NM[M+H] <sup>+</sup> = 445
104		TM = 389 NM[M+H] <sup>+</sup> = 390

## Example 105

## 1-(2-Phenoxyethyl)-1H-imidazo[4,5-c]quinolin-4-amine

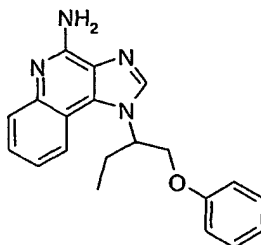


- 5            2-(4-Amino-1H-imidazo[4,5-c]quinolin-1-yl)ethanol (25 mg, 0.108 mmol) and N,N-dimethylformamide (1 mL) were combined. Phenol (12 mg, 0.130 mmol) and triphenylphosphine (34 mg, 0.130 mmol) were added and the resulting slurry was sonicated for about 1 minute. Diethyl azodicarboxylate (23 mg, 0.130 mmol) was added and the reaction mixture was shaken at ambient temperature for 24 hours. Analysis by
- 10 LC-MS showed that a major amount of starting material remained. An additional equivalent each of phenol, triphenylphosphine and diethyl azodicarboxylate were added.

The reaction mixture was sonicated for 30 minutes. After 1 hour analysis by LC-MS showed product. The solvent was removed and the residue was purified by semi-preparative HPLC using Method A. Mass Measurement: TM = 304, NM[M+H]<sup>+</sup> = 305.

5

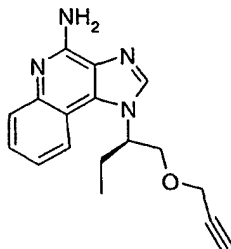
## Example 106

1-[(1-Phenoxymethyl)propyl]-1*H*-imidazo[4,5-*c*]quinolin-4-amine

2-(4-Amino-1*H*-imidazo[4,5-*c*]quinolin-1-yl)-2-ethylethanol (50 mg, 0.195 mmol) and *N,N*-dimethylformamide (2 mL) were combined. Phenol (37 mg, 0.390 mmol) and triphenylphosphine (102 mg) were added followed by diethyl azodicarboxylate (67 mg, 0.390 mmol). The resulting solution was sonicated for 1 hour. Analysis by LC-MS showed product and a small amount of starting material. The solvent was removed and the residue was purified by semi-preparative HPLC using Method A. Mass Measurement: TM = 332, NM[M+H]<sup>+</sup> = 333.

15

## Example 107

1-((1*R*)-1-[(Prop-2-ynoxy)methyl]propyl)-1*H*-imidazo[4,5-*c*]quinolin-4-amine

## Part A

20

Crude 4-chloro-3-nitroquinoline (413.8 g, 1 eq.) was dissolved in dichloromethane (1.65 L). The solution was heated to reflux and then filtered through a layer of Celite® filter agent. The filtrate was cooled to 5°C with stirring. Triethylamine (305.4 mL, 1.1 eq.) was added in a single portion. The reaction mixture was stirred for 15 minutes.

(R)-(-)-2-Amino-1-butanol (205 mL, 1.1 eq.) was added dropwise while maintaining the temperature of the reaction mixture below 40°C. The reaction mixture was allowed to stir at ambient temperature for several days. The reaction mixture was cooled to -30°C. A yellow precipitate was isolated by filtration, washed with very cold dichloromethane and then sucked dry. The solid was slurried for 1 hour with cold 80/20 water/methanol (1 L), isolated by filtration, washed with cool water, washed with very cold methanol (2 X 300 mL), and then sucked dry on the filter overnight to provide 475 g of (2R)-2-[(3-nitroquinolin-4-yl)amino]butan-1-ol.

Part B

(2R)-2-[(3-Nitroquinolin-4-yl)amino]butan-1-ol (238 g), isopropanol (5 L) and catalyst (23.8 g of 5% platinum on carbon) were combined in a stainless steel vessel and hydrogenated at 50 psi (3.5 Kg/cm<sup>2</sup>) for 16 hours. The reaction mixture was filtered through a layer of Celite® filter agent to remove the catalyst. The filtrate was concentrated under reduced pressure to provide 208.3 g of (2R)-2-[(3-aminoquinolin-4-yl)amino]butan-1-ol as an amber oil. The reaction was run a second time on the same scale.

Part C

(2R)-2-[(3-Aminoquinolin-4-yl)amino]butan-1-ol (416.0 g, 1 eq.) and triethylorthoformate (1.2 L, 4 eq.) were combined and slowly heated to 145°C. Ethanol was distilled off as it formed during the reaction. After ~500 mL of ethanol had been distilled off, the reaction mixture was allowed to cool to 50°C under a nitrogen atmosphere. Excess triethylorthoformate was removed under reduced pressure to provide crude (2R)-2-(1H-imidazo[4,5-c]quinolin-1-yl)butan-1-ol.

Part D

A mixture of (2R)-2-(1H-imidazo[4,5-c]quinolin-1-yl)butan-1-ol (434.3 g) and acetic anhydride (1.2 L) was slowly heated over a period of about 2 hours to 100°C. The reaction mixture was allowed to cool to ambient temperature overnight. Methanol (2.5 L) was added and the reaction mixture exothermed to produce a vigorous reflux. The reaction mixture was heated at reflux for an additional 2 hours, cooled to ambient temperature and then concentrated under reduced pressure. The residue was diluted with water and then made basic with sodium bicarbonate. Analysis of the resulting oil by TLC (20% methanol in ethyl acetate) showed two products and no starting material. The oil

was extracted into ethyl acetate. The organic layer was washed with water, dried over magnesium sulfate, filtered and then concentrated under reduced pressure to provide 359.3 g of a residue. This material was combined with acetic anhydride (1.6 L) and then heated to reflux for 1 hour. The reaction mixture was allowed to cool to ambient temperature  
5 overnight and then concentrated under reduced pressure. Analysis of the residue by TLC showed a single product spot. The residue was diluted with water (1 L), made basic (pH 8) with saturated sodium bicarbonate solution and then stirred for 1 hour. The resulting precipitate was isolated by filtration, washed with water and then dried in a vacuum oven overnight at 60°C to provide (2*R*)-2-(1*H*-imidazo[4,5-*c*]quinolin-1-yl)butyl acetate as a  
10 brown solid.

#### Part E

Sodium methoxide (163.0 g of 25% in methanol, 1.1 eq.) was added in a single portion to a solution of (2*R*)-2-(1*H*-imidazo[4,5-*c*]quinolin-1-yl)butyl acetate (194.0 g, 1 eq.) in methanol (970 mL). The reaction mixture was stirred at ambient temperature for 3  
15 hours and then concentrated under reduced pressure. The residue was diluted with water (1 L), neutralized (pH 6-7) with acetic acid and then stirred at ambient temperature overnight. The resulting precipitate was isolated by filtration, washed with water (2 X 200 mL), air dried on the filter and then dried in a vacuum oven overnight at 50°C to provide 145.5 g of (2*R*)-2-(1*H*-imidazo[4,5-*c*]quinolin-1-yl)butan-1-ol as a solid.

#### 20 Part F

(2*R*)-2-(1*H*-Imidazo[4,5-*c*]quinolin-1-yl)butan-1-ol (19 g, 78.8 mmol) was added to a mixture of sodium hydroxide (124 mL of 50%), dichloromethane (150 mL), benzyltrimethyl ammonium chloride (0.73 g), and propargyl bromide (11.4 mL, 102 mmol). The reaction mixture was allowed to stir at ambient temperature overnight. The  
25 reaction mixture was diluted with dichloromethane and water. The aqueous fraction was extracted multiple times with dichloromethane. The organic fractions were combined, washed with water, dried over magnesium sulfate, filtered and then concentrated under reduced pressure. The residue was purified by column chromatography eluting with ethyl acetate to provide 20.9 g of 1-((1*R*)-1-[(prop-2-ynyloxy)methyl]propyl)-1*H*-imidazo[4,5-  
30 *c*]quinoline as a brown liquid.

## Part G

3-Chloroperoxybenzoic acid (15.0 g of 57-86%) was added to a chilled (0°) mixture of the material from Part F and chloroform (250 mL). After 0.5 hour the reaction mixture was allowed to warm to ambient temperature. The progress of the reaction was monitored by TLC and two additional portions of 3-chloroperoxybenzoic acid (3.75 g) were added. When the reaction was complete, it was washed with sodium bicarbonate. The aqueous fraction was extracted with ethyl acetate. The organic fractions were combined, dried over magnesium sulfate, filtered and then concentrated under reduced pressure to provide 1-((1R)-1-[(prop-2-ynyloxy)methyl]propyl)-1*H*-imidazo[4,5-  
5 c]quinoline-5*N*-oxide as a brown oil which solidified overnight.

## Part H

Trichloroacetyl isocyanate (10.7 mL) was added dropwise to a mixture of the material from Part G and anhydrous dichloromethane (300 mL). After 1 hour analysis by TLC indicated that the reaction was not complete so more trichloroacetyl isocyanate (2 mL) was added. After 1 hour the reaction mixture was concentrated under reduced pressure to provide 2,2,2-trichloro-*N*-(1-((1R)-1-[(2-propynyloxy)methyl]propyl)-1*H*-imidazo[4,5-  
15 c]quinolin-4-yl)acetamide as a yellow solid.

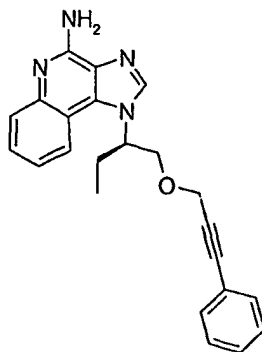
## Part I

Sodium methoxide (57.5 mL of 25% in methanol) was added to a mixture of the material from Part H and methanol (250 mL). The reaction mixture turned homogeneous after 0.5 hour and was stirred overnight. The reaction mixture was concentrated under reduced pressure. The residue was purified by column chromatography eluting with 80/20 dichloromethane/methanol to provide a solid. The solid was washed with diethyl ether, recrystallized from toluene and then dried in an oven at 60°C overnight to provide 9.77 g of 1-((1R)-1-[(prop-2-ynyloxy)methyl]propyl)-1*H*-imidazo[4,5-  
25 c]quinolin-4-amine as a crystalline solid.

<sup>1</sup>H-NMR (300 MHz, DMSO-*d*<sub>6</sub>) δ 8.37 (s, 1 H), 8.19 (d, *J*=8.3 Hz, 1 H), 7.65 (dd, *J*=8.3, 1.5 Hz, 1 H), 7.44 (br t, *J*=7.6 Hz, 1 H), 7.25 (br t, *J*=7.6 Hz, 1 H), 6.65 (s, 2 H), 5.23 (m, 1 H), 4.17 (d, *J*=2.0 Hz, 2 H), 3.90-4.10 (m, 2 H), 3.46 (t, *J*=2.4 Hz, 1 H), 2.07 (m, 2 H),  
30 0.88 (t, *J*=7.3 Hz, 3 H).

## Example 108

1-((1*R*)-1-[[3-Phenylprop-2-ynyl]oxy]methyl]propyl)-  
1*H*-imidazo[4,5-*c*]quinolin-4-amine



5

## Part A

Under a nitrogen atmosphere 1-((1*R*)-1-[(prop-2-ynyloxy)methyl]propyl)-1*H*-  
imidazo[4,5-*c*]quinolin-4-amine (0.80 g, 1.25 mmol) and anhydrous *N,N*-  
dimethylformamide (60 mL) were combined and then heated to 40°C. Dibenzyl  
dicarbonate (3.98 g, 13.9 mmol) was added. The reaction was monitored by TLC and  
10 HPLC. After 2 hours more dibenzyl dicarbonate (1 g) was added. After 1 hour the  
reaction went to completion. The reaction mixture was diluted with ethyl acetate, washed  
with water, washed with brine, dried over magnesium sulfate, filtered and then  
concentrated under reduced pressure to provide *N,N*-(bis benzyloxycarbonyl)-1-((1*R*)-1-  
15 [(prop-2-ynyloxy)methyl]propyl)-1*H*-imidazo[4,5-*c*]quinolin-4-amine as a light brown  
oil. The oil was washed with hexane to remove excess dibenzyl dicarbonate.

## Part B

*N,N*-(Bis benzyloxycarbonyl)-1-((1*R*)-1-[(prop-2-ynyloxy)methyl]propyl)-1*H*-  
imidazo[4,5-*c*]quinolin-4-amine (1.91 g, 3.4 mmol), anhydrous acetonitrile (30 mL) and  
20 triethylamine (0.71 mL, 5.1 mmol) were combined and then heated to 70°C. Copper (I)  
iodide (0.026 g), dichlorobis(triphenylphosphine)palladium(II) (0.048 g) and iodobenzene  
(0.40 mL, 3.7 mmol) were added. The reaction was complete in 0.5 hour. The reaction  
mixture was diluted with ethyl acetate, washed with water, washed with brine, dried over  
magnesium sulfate, filtered and then concentrated under reduced pressure to provide a  
25 brown liquid. This material was purified by column chromatography eluting with

39.5/59.5/1 ethyl acetate/hexane/triethylamine to provide 2.1 g of an oil. The oil was a mixture of mono and di benzyloxycarbonyl protected 1-((1*R*)-1-[[3-phenylprop-2-ynyl]oxy]methyl]propyl)-1*H*-imidazo[4,5-*c*]quinolin-4-amine.

Part C

5 A portion of the material from Part B (0.8 g), methanol, and sodium methoxide (1.0 mL of 25% in methanol) were combined. After 16 hours analysis by TLC indicated that the reaction was complete. The reaction mixture was concentrated under reduced pressure. The resulting oil was purified by column chromatography eluting with 5 % methanol in dichloromethane to provide a glassy solid. This material was dried under high  
10 vacuum at ambient temperature overnight to provide 0.3 g of 1-((1*R*)-1-[[3-phenylprop-2-ynyl]oxy]methyl]propyl)-1*H*-imidazo[4,5-*c*]quinolin-4-amine, m.p. 63-67°C.

Analysis: Calculated for C<sub>23</sub>H<sub>22</sub>N<sub>4</sub>O: %C, 74.57; %H, 5.99; %N, 15.12; Found: %C, 74.18; %H, 6.10; %N, 15.00.

<sup>1</sup>H-NMR (300 MHz, DMSO-*d*<sub>6</sub>) δ 8.40 (s, 1 H), 8.21 (d, J=8.3 Hz, 1 H), 7.64 (dd, J=8.5, 1.2 Hz, 1 H), 7.43 (br t, J=7.6 Hz, 1H), 7.25-7.40 (m, 5H), 7.22 (br t, J=7.6 Hz, 1 H), 6.61  
15 (s, 2 H), 5.26 (m, 1 H), 4.41 (s, 2 H), 3.95-4.20 (m, 2 H), 2.10 (m, 2 H), 0.90 (t, J=7.3 Hz, 3 H)

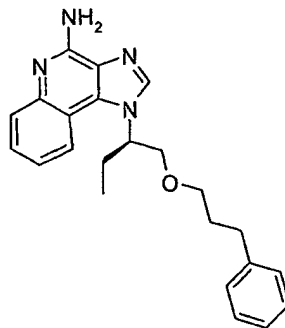
IR (KBr) 3306, 3171, 1634, 1526, 1100, 755 cm<sup>-1</sup>

HRMS (EI) Calculated for C<sub>23</sub>H<sub>22</sub>N<sub>4</sub>O (M<sup>+</sup>) 370.1794, found 370.1798.

20

Example 109

1-((1*R*)-1-[[3-Phenylpropoxy]methyl]propyl)-1*H*-imidazo[4,5-*c*]quinolin-4-amine



25 Under a nitrogen atmosphere palladium hydroxide (0.72 g of 20% on carbon) was added to a solution of material from Example 108 Part B (1.3 g) in methanol (~20 mL).



The mixture was hydrogenated at 50 psi (3.5 Kg/cm<sup>2</sup>) for 3.5 hours. The reaction mixture was filtered to remove the catalyst. The filtrate was concentrated under reduced pressure. The residue was purified by column chromatography eluting with 2.5% methanol in dichloromethane to provide an oil. The oil was triturated with diethyl ether to provide a solid which was isolated and dried to provide 0.4 g of 1-((1*R*)-1-[(3-phenylpropoxy)methyl]propyl)-1*H*-imidazo[4,5-*c*]quinolin-4-amine as a white crystalline solid, m.p. 118-120°C.

Analysis: Calculated for C<sub>23</sub>H<sub>26</sub>N<sub>4</sub>O: %C, 73.77; %H, 7.00; %N, 14.96. Found: %C, 73.68; %H, 7.17; %N, 14.72.

<sup>1</sup>H-NMR (300 MHz, DMSO-d<sub>6</sub>) δ 8.39 (s, 1 H), 8.22 (d, J=7.8 Hz, 1 H), 7.65 (dd, J=8.3, 1.0 Hz, 1 H), 7.44 (br t, J=7.7 Hz, 1H), 7.05-7.30 (m, 4H), 6.95 (br d, J=6.8 Hz, 2 H), 6.62 (s, 2 H), 5.20 (m, 1H), 3.88 (m, 2 H), 3.36 (m, 2 H), 2.37 (br t, J=7.6 Hz, 2 H), 2.08 (m, 2 H), 1.63 (m, 2 H), 0.89 (t, J=7.3 Hz, 3H)

IR (KBr) 3458, 3109 1639, 1528, 1392, 1250, 760 cm<sup>-1</sup>

HRMS (EI) Calculated for C<sub>23</sub>H<sub>26</sub>N<sub>4</sub>O (M<sup>+</sup>) 374.2107, found 374.2104.

#### Examples 110 - 112

##### Part A

Triethylamine (15 mL) and R-3-amino-2-methylpropan-1-ol (about 0.1 mole of crude) were added to a solution of 2,4-dichloro-3-nitroquinoline (24.3 g, 0.1 mole) in dichloromethane (250 mL). The reaction mixture was refluxed until analysis by TLC showed no change. The reaction mixture was evaporated to dryness. The solid yellow-brown residue was crushed and then extracted repeatedly with hexane containing a small amount of dichloromethane in order to remove the starting quinoline. The residue was then recrystallized from isopropanol to provide 19.0 g of R-3-[(2-chloro-3-nitroquinolin-4-yl)amino]-2-methylpropan-1-ol as a yellow solid. A sample (500 mg) was recrystallized from isopropanol to provide a yellow crystalline solid, m.p. 174-176°C.

##### Part B

R-3-[(2-Chloro-3-nitroquinolin-4-yl)amino]-2-methylpropan-1-ol (10 g, 33.8 mmol), isopropanol (350 mL) and catalyst (~1 g of 5% platinum on carbon) were combined and then hydrogenated on a Parr apparatus at 50 psi (3.5 Kg/cm<sup>2</sup>) initial

hydrogen pressure. When hydrogen uptake had ceased, the reaction mixture was filtered to remove the catalyst. The filtrate was evaporated under reduced pressure to provide crude R-3-[(3-amino-2-chloroquinolin-4-yl)amino]-2-methylpropan-1-ol. Diethoxymethyl acetate (10.0 mL, 61.5 mmol) was added to the crude intermediate and a strong heat of reaction was observed. The resulting solution was heated on a steam bath for 20 minutes and then diluted with water and ammonium hydroxide. The resulting oil was extracted into ethyl acetate. The extracts were combined, dried over magnesium sulfate and then concentrated under reduced pressure. The resulting solid was slurried with ethyl acetate/hexane, isolated by filtration, washed with ethyl acetate/hexane and then dried to provide 6.0 g of R 3-(4-chloro-1*H*-imidazo[4,5-*c*]quinolin-1-yl)-2-methylpropan-1-ol as a yellow/tan solid.

#### Part C

R 3-(4-Chloro-1*H*-imidazo[4,5-*c*]quinolin-1-yl)-2-methylpropan-1-ol (1.0 g, 3.6 mmol) and methanolic ammonia (30 mL of ~15%) were combined and then heated in a steel bomb at 150°C. The container was allowed to cool to ambient temperature. Excess methanolic potassium hydroxide was added to the reaction mixture which was then concentrated under reduced pressure to decrease the volume. Water was added and then concentration was continued until a solid formed. The solid was isolated by filtration, washed with water and then dried to provide a near white solid. This material was recrystallized from methanol/dichloromethane to provide R 3-(4-amino-1*H*-imidazo[4,5-*c*]quinolin-1-yl)-2-methylpropan-1-ol as colorless solid, m.p. 258-261°C. Analysis: Calculated for C<sub>14</sub>H<sub>16</sub>N<sub>4</sub>O: %C, 65.61, %H, 6.29; %N, 21.86; Found: %C, 65.50, %H, 6.3, %N, 21.7.

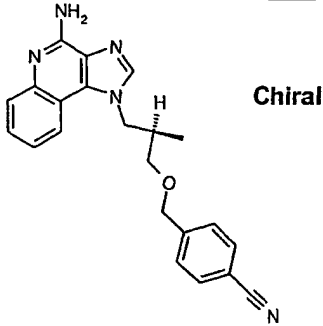
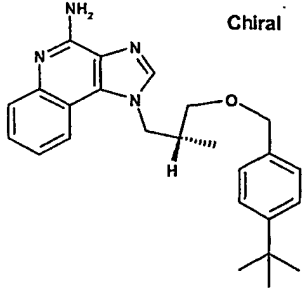
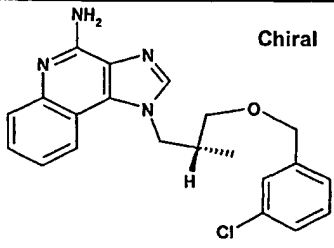
#### Part D

The compounds in the table below were prepared according to the synthetic method of Reaction Scheme I above using the following general method.

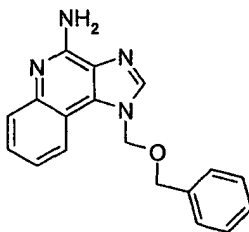
R 3-(4-Amino-1*H*-imidazo[4,5-*c*]quinolin-1-yl)-2-methylpropan-1-ol (25 mg) was placed in a 2 dram (7.4 mL) vial. Sodium hydride (1.2 equivalents of 60% in mineral oil) and *N,N*-dimethylformamide (1 mL) were added. The vial was placed on a sonicator for about 15 minutes at 50°C to allow the alkoxide to form. The halide (1.2 equivalents) was added and the vial was placed back on the sonicator for about 2 hours at 50°C. The reaction mixture was analyzed by LC/MS to confirm the formation of the desired product.

The reaction mixture was purified by semi-preparative HPLC. The semi-prep HPLC fractions were analyzed by LC-APCI/MS and the appropriate fractions were combined and lyophilized to provide the trifluoroacetate salt of the desired product, which was confirmed by accurate mass and  $^1\text{H}$  NMR. The table below shows the structure of the free base and

5 the theoretical mass (TM) and the measured mass (MM).

Example #	Structure of the Free Base	Purification Method	Mass Measurement (Da.)
110	 <p>Chiral</p>	A	TM = 371.1746 MM = 371.1749
111	 <p>Chiral</p>	A	TM = 402.2420 MM = 402.2413
112	 <p>Chiral</p>	A	TM = 380.1404 MM = 380.1402

## Example 113

1-[(Benzyloxy)methyl]-1*H*-imidazo[4,5-*c*]quinolin-4-amine

5 Sodium hydride (0.48 g of 60%, 11.9 mmol) was added to a suspension of 1*H*-imidazo[4,5-*c*]quinolin-4-amine (2.0 g, 10.9 mmol) in *N,N*-dimethylformamide. The reaction mixture was stirred at ambient temperature for 3 hours and then chilled in an ice bath. Benzyl chloromethyl ether (1.5 mL, 10.9 mmol) was added. The reaction mixture was stirred at ambient temperature for 2 hours and then heated on a steam bath for 1 hour.

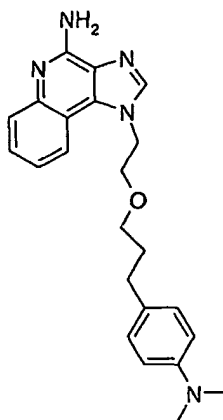
10 A precipitate was isolated by filtration. The filtrate was diluted with water and an oil separated. The oil was seeded with the precipitated solid and 2.1 g of a gummy solid was obtained. This material was slurried with refluxing ethyl acetate (~5 mL). The mixture was cooled and a precipitate was isolated by filtration. The filtrate was concentrated under reduced pressure. The resulting residue was slurried twice with ethyl acetate and then

15 combined with the precipitate to provide 0.8 g of solid. This solid was recrystallized from ethanol (~5 mL) to provide 0.6 g of 1-[(benzyloxy)methyl]-1*H*-imidazo[4,5-*c*]quinolin-4-amine, m.p. 168-172°C.

Analysis: Calculated for C<sub>18</sub>H<sub>16</sub>N<sub>4</sub>O: %C, 71.0; %H, 5.3; %N, 18.4; Found: %C, 70.9; %H, 5.3; %N, 18.4.

20

## Example 114

1-(2-{3-[4-(Dimethylamino)phenyl]propoxy}ethyl)-1*H*-imidazo[4,5-*c*]quinolin-4-amine

## Part A

5 Using the general method of Example 12 Part A, *N,N*-(bis *tert*-butoxycarbonyl)-1-[2-(2-propynyloxy)ethyl]-1*H*-imidazo[4,5-*c*]quinolin-4-amine (2.5 g, 5.36 mmol) was reacted with 4-iodo-*N,N*-dimethylaniline (1.46 g, 5.89 mmol) at 70 °C. The reaction was judged complete at 30 minutes. The solution was diluted with ethyl acetate, washed with water (3x), saturated aqueous sodium bicarbonate (3x), brine (3x), dried with anhydrous magnesium sulfate, filtered and concentrated under reduced pressure. The resulting solid was purified by chromatography over silica gel (98/2 dichloromethane/methanol) to provide 0.883 g of *tert*-butyl 1-[2-({3-[4-(dimethylamino)phenyl]prop-2-ynyl}oxy)ethyl]-1*H*-imidazo[4,5-*c*]quinolin-4-ylcarbamate as a brown solid.

MS (CI) for C<sub>33</sub>H<sub>39</sub>N<sub>5</sub>O<sub>5</sub> *m/z* 586 (MH<sup>+</sup>), 486, 386, 229

## 15 Part B

Using the general method of Example 12 Part B, *tert*-butyl 1-[2-({3-[4-(dimethylamino)phenyl]prop-2-ynyl}oxy)ethyl]-1*H*-imidazo[4,5-*c*]quinolin-4-ylcarbamate (0.883 g, 1.507 mmol) was hydrogenated to provide 0.783 g of *tert*-butyl 1-(2-{3-[4-(dimethylamino)phenyl]propoxy}ethyl)-1*H*-imidazo[4,5-*c*]quinolin-4-ylcarbamate as a brown solid.

MS (CI) for C<sub>33</sub>H<sub>43</sub>N<sub>5</sub>O<sub>5</sub> *m/z* 590 (MH<sup>+</sup>), 490, 390, 229

## Part C

Using the general method of Example 12 Part C, *tert*-butyl 1-(2-{3-[4-(dimethylamino)phenyl]propoxy}ethyl)-1*H*-imidazo[4,5-*c*]quinolin-4-ylcarbamate (0.783

g, 1.327 mmol) was reacted with trifluoroacetic acid (10 mL). The resulting material was triturated twice with ethyl ether to provide 0.634 g of 1-(2-(3-[4-(dimethylamino)phenyl]propoxy)ethyl)-1H-imidazo[4,5-c]quinolin-4-amine (trifluoroacetate)<sub>1.5</sub> as a white solid, m.p. 137-140°C.

5 Analysis. Calculated for C<sub>23</sub>H<sub>27</sub>N<sub>5</sub>O (C<sub>2</sub>HF<sub>3</sub>O<sub>2</sub>)<sub>1.5</sub>: %C, 54.83; %H, 5.22; %N, 12.30.

Found: %C, 54.67; %H, 4.91; %N, 12.27

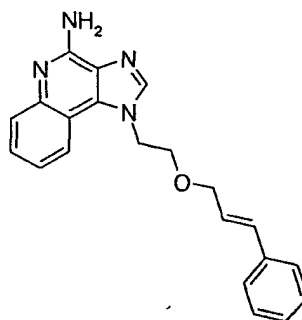
<sup>1</sup>H NMR (300 MHz, DMSO-d<sub>6</sub>) δ 9.04-9.11 (bs, 2 H), 8.49 (s, 1 H), 8.36 (d, J = 7.3 Hz, 1 H), 7.83 (d, J = 8.3, 1 H), 7.74 (t, J = 8.3 Hz, 1 H), 7.56 (t, J = 6.8 Hz, 1 H), 6.71 (d, J = 7.8 Hz, 2 H), 6.60 (m, 2 H), 4.90 (t, J = 4.9, 2 H), 3.83 (t, J = 4.9, 2 H), 3.27 (t, J = 5.9, 2 H), 2.28 (s, 6 H), 2.25 (t, J = 7.8, 2 H), 1.54 (p, J = 6.4, 6.8, 2 H)

10 H), 2.28 (s, 6 H), 2.25 (t, J = 7.8, 2 H), 1.54 (p, J = 6.4, 6.8, 2 H)

MS (CI) for C<sub>23</sub>H<sub>27</sub>N<sub>5</sub>O m/z 390 (MH<sup>+</sup>), 229

#### Example 115

1-(2-(((2E)-3-Phenylprop-2-enyl)oxy)ethyl)-1H-imidazo[4,5-c]quinolin-4-amine



15

#### Part A

A dried round bottom flask was charged with a stir bar, sodium hydride (60% in mineral oil, 0.19 g, 4.65 mmol) and hexane (2 mL) under nitrogen. By syringe a solution of anhydrous dimethylformamide (10 mL) and 2-(1H-imidazo[4,5-c]quinolin-1-yl)ethanol (0.902 g, 4.23 mmol) was added to the flask and heated to 60 °C for 20 minutes. By syringe cinnamyl chloride (0.65 mL, 4.65 mmol) was added to solution. The reaction was judged complete at 50 minutes with ~80% conversion to desired product. The volatiles were removed under reduced pressure and the resulting oil partitioned between dichloromethane and water. The aqueous layer was extracted with dichloromethane; the organic fractions were combined, dried with anhydrous sodium sulfate, filtered and concentrated under reduced pressure. The resulting glassy solid was purified by

25

chromatography over silica gel (95/5 dichloromethane/methanol) and dried in vacuum oven at 60 °C for 15 hours to provide 0.652 g of 1-(2-{{(2E)-3-phenylprop-2-enyl}oxy}ethyl)-1*H*-imidazo[4,5-*c*]quinoline as a glassy solid.

MS (CI) for C<sub>21</sub>H<sub>19</sub>N<sub>3</sub>O m/z 330 (MH<sup>+</sup>), 214

5 Part B

Using the general method of Example 1 Part B, 1-(2-{{(2E)-3-phenylprop-2-enyl}oxy}ethyl)-1*H*-imidazo[4,5-*c*]quinoline (0.652 g, 1.98 mmol) was oxidized to provide 0.67 g of 1-(2-{{(2E)-3-phenylprop-2-enyl}oxy}ethyl)-1*H*-imidazo[4,5-*c*]quinoline-5*N*-oxide. The resulting brown solid was used without further purification.

10 Part C

A round bottom flask was charged with a stir bar, 1-(2-{{(2E)-3-phenylprop-2-enyl}oxy}ethyl)-1*H*-imidazo[4,5-*c*]quinoline-5*N*-oxide (0.67 g, 1.98 mmol), dichloromethane (15 mL) and aqueous ammonium hydroxide (27%, 7 mL) at ambient temperature. *p*-Toluenesulfonyl chloride (0.415 g, 2.18 mmol) was added in several portions as a solid and the resulting solution stirred. After 20 minutes the reaction was judged complete; the solution was partitioned between aqueous and organic and extracted with dichloromethane (3x). The organic layers were combined, extracted with 5% aqueous sodium bicarbonate (3x), washed with brine, dried over anhydrous sodium sulfate, filtered and concentrated under reduced pressure. The resulting white solid was purified by five successive recrystallizations from methanol/water to provide 0.086 g of 1-(2-{{(2E)-3-phenylprop-2-enyl}oxy}ethyl)-1*H*-imidazo[4,5-*c*]quinolin-4-amine as a white fluffy solid, m.p. 183.7-184.3°C.

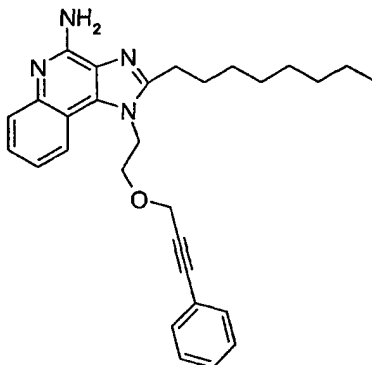
Analysis. Calculated for C<sub>21</sub>H<sub>20</sub>N<sub>4</sub>O: %C, 73.23; %H, 5.85; %N, 16.27. Found: %C, 73.11; %H, 5.81; %N, 16.10

25 <sup>1</sup>H NMR (300 MHz, DMSO-*d*<sub>6</sub>) δ 8.19 (s, 1 H), 8.12 (d, J = 7.3 Hz, 1 H), 7.62 (d, J = 8.3 Hz, 1 H), 7.43 (t, J = 8.3 Hz, 1 H), 7.19-7.31 (m, 6 H), 6.61 (s, 2 H), 6.33 (d, J = 15.6 Hz, 1 H), 6.17 (dt, J = 16.0, 5.2 Hz, 1 H), 4.84 (t, J = 4.9, 2 H), 4.07 (d, J = 3.9, 2 H), 3.91 (t, J = 5.4, 2 H)

MS (CI) for C<sub>21</sub>H<sub>20</sub>N<sub>4</sub>O m/z 345 (MH<sup>+</sup>), 270, 229

30

## Example 116

2-Octyl-1-{2-[(3-phenylprop-2-ynyl)oxy]ethyl}-  
1*H*-imidazo[4,5-*c*]quinolin-4-amine

5

## Part A

Using the general method of Example 1 Part A, 2-(2-octyl-1*H*-imidazo[4,5-*c*]quinolin-1-yl)ethanol (4.8 g, 14.75 mmol) was reacted with propargyl bromide (80% in toluene, 4.93 mL, 44.25 mmol) to provide 4.84 g of 2-octyl-1-[2-(prop-2-ynyloxy)ethyl]-1*H*-imidazo[4,5-*c*]quinoline as a brown solid.

10

## Part B

Using the general method of Example 12 Part A, 2-octyl-1-[2-(prop-2-ynyloxy)ethyl]-1*H*-imidazo[4,5-*c*]quinoline (4.84 g, 13.32 mmol) was reacted with iodobenzene (1.7 mL, 14.65 mmol) at 40 °C. After 45 minutes the reaction was judged complete. The volatiles were removed under reduced pressure and the resulting oil purified by chromatography over silica gel (98/2 (dichloromethane/methanol) to provide 4.2 g of 2-octyl-1-{2-[(3-phenylprop-2-ynyl)oxy]ethyl}-1*H*-imidazo[4,5-*c*]quinoline as a pale yellow solid.

15

MS (CI) for C<sub>29</sub>H<sub>33</sub>N<sub>3</sub>O m/z 440 (MH<sup>+</sup>), 291

20

## Part C

Using the general method of Example 1 Part B, 2-octyl-1-{2-[(3-phenylprop-2-ynyl)oxy]ethyl}-1*H*-imidazo[4,5-*c*]quinoline (2.2 g, 5.004 mmol) was oxidized to provide 2.28 g of 2-octyl-1-{2-[(3-phenylprop-2-ynyl)oxy]ethyl}-1*H*-imidazo[4,5-*c*]quinoline-5*N*-oxide as an oil.



## Part D

Using the general method of Example 115 Part C, 2-octyl-1-{2-[(3-phenylprop-2-ynyl)oxy]ethyl}-1*H*-imidazo[4,5-*c*]quinoline-5*N*-oxide (2.2 g, 4.83 mmol) was aminated. The resulting brown solid was purified by trituration with ethyl ether and recrystallization from 2-propanol to provide 1.23 g of 2-octyl-1-{2-[(3-phenylprop-2-ynyl)oxy]ethyl}-1*H*-imidazo[4,5-*c*]quinolin-4-amine as a white crystalline solid, m.p. 138-138.7°C.

Analysis. Calculated for C<sub>29</sub>H<sub>34</sub>N<sub>4</sub>O: %C, 76.62; %H, 7.54; %N, 12.32. Found: %C, 76.6; %H, 7.49; %N, 12.19

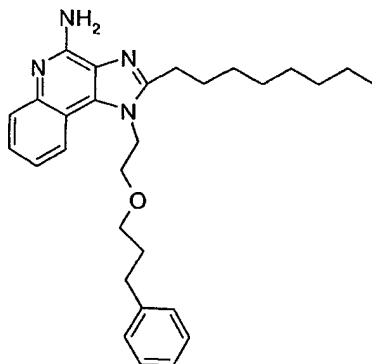
<sup>1</sup>H NMR (300 MHz, DMSO-*d*<sub>6</sub>) δ 8.07 (d, *J* = 8.3 Hz, 1 H), 7.62 (d, *J* = 8.3 Hz, 1 H), 7.41 (t, *J* = 6.8 Hz, 1 H), 7.27-7.36 (m, 3 H), 7.18-7.24 (m, 3 H), 6.45 (s, 2 H), 4.78 (t, *J* = 4.9 Hz, 2 H), 4.34 (s, 2 H), 4.00 (t, *J* = 4.9, 2 H), 2.94 (t, *J* = 7.8 Hz, 2 H), 1.83 (p, *J* = 7.3, 7.3 Hz, 2 H), 1.22-1.43 (m, 10 H), 0.85 (t, *J* = 6.8 Hz, 3 H)

MS (CI) for C<sub>29</sub>H<sub>34</sub>N<sub>4</sub>O *m/z* 455 (MH<sup>+</sup>), 283

15

## Example 117

2-Octyl-1-[2-(3-phenylpropoxy)ethyl]-1*H*-imidazo[4,5-*c*]quinolin-4-amine



## Part A

Using the general method of Example 12 Part B, 2-octyl-1-{2-[(3-phenylprop-2-ynyl)oxy]ethyl}-1*H*-imidazo[4,5-*c*]quinoline (2.0 g, 4.55 mmol) was hydrogenated to provide 1.78 g of 2-octyl-1-[2-(3-phenylpropoxy)ethyl]-1*H*-imidazo[4,5-*c*]quinoline as a white solid.

<sup>1</sup>H NMR (300 MHz, DMSO-*d*<sub>6</sub>) δ 9.15 (s, 1 H), 8.41 (d, *J* = 9.78 Hz, 1 H), 8.16 (d, *J* = 9.8 Hz, 1 H), 7.63-7.71 (m, 2 H), 7.06-7.09 (m, 3 H), 6.81-6.84 (m, 2 H), 4.85 (t, *J* = 4.9 Hz, 2

H), 3.84 (t, J = 4.9, 2 H), 3.25 (t, J = 5.9 Hz, 2 H), 3.04 (t, J = 7.8 Hz, 2 H), 2.31 (t, J = 8.3 Hz, 2 H), 1.91 (p, J = 7.3, 7.3 Hz, 2 H), 1.59 (p, J = 8.8, 5.8 Hz, 2 H), 1.25-1.49 (m, 10 H), 0.85 (t, J = 7.3 Hz, 3 H)

Part B

- 5           Using the general method of Example 1 Part B, 2-octyl-1-[2-(3-phenylpropoxy)ethyl]-1*H*-imidazo[4,5-*c*]quinoline (1.78 g, 4.03 mmol) was oxidized to provide 1.8 g of 2-octyl-1-[2-(3-phenylpropoxy)ethyl]-1*H*-imidazo[4,5-*c*]quinoline-5*N*-oxide as an oil.

Part C

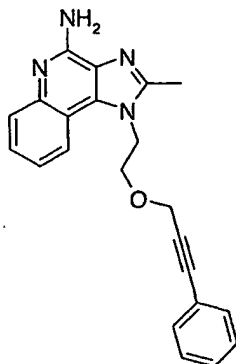
- 10           Using the general method of Example 115 Part C, 2-octyl-1-[2-(3-phenylpropoxy)ethyl]-1*H*-imidazo[4,5-*c*]quinoline-5*N*-oxide (1.85 g 4.03 mmol) was aminated. The resulting brown solid was purified by trituration with ethyl ether and recrystallization from acetonitrile to provide 0.31 g of 2-octyl-1-[2-(3-phenylpropoxy)ethyl]-1*H*-imidazo[4,5-*c*]quinolin-4-amine as a white crystalline solid,  
15           m.p. 103.8-104.5°C.

Analysis. Calculated for C<sub>29</sub>H<sub>38</sub>N<sub>4</sub>O: %C, 75.94; %H, 8.35; %N, 12.22. Found: %C, 75.71; %H, 8.46; %N, 12.22

- <sup>1</sup>H NMR (300 MHz, DMSO-*d*<sub>6</sub>) δ 8.06 (d, J = 7.8 Hz, 1 H), 7.62 (d, J = 8.3 Hz, 1 H), 7.41 (t, J = 7.8 Hz, 1 H), 7.21 (t, J = 7.8 Hz, 1 H), 7.05-7.15 (m, 3 H), 6.90 (dd, J = 5.4, 1.9, 2 H), 6.45 (s, 2 H), 4.73 (t, J = 4.4 Hz, 2 H), 3.80 (t, J = 4.9, 2 H), 3.24 (t, J = 5.9 Hz, 2 H), 2.97 (t, J = 7.8 Hz, 2 H), 2.39 (t, J = 7.8 Hz, 2 H), 1.85 (p, J = 7.3, 7.8 Hz, 2 H), 1.62 (p, J = 6.8, 6.3 Hz, 2 H), 1.24-1.44 (m, 10 H), 0.84 (t, J = 6.8 Hz, 3 H)

MS (CI) for C<sub>29</sub>H<sub>38</sub>N<sub>4</sub>O m/z 459 (MH<sup>+</sup>), 373, 285

## Example 118

2-Methyl-1-{2-[(3-phenylprop-2-ynyl)oxy]ethyl}-  
1*H*-imidazo[4,5-*c*]quinolin-4-amine

5

## Part A

Using the general method of Example 1 Part A, 2-(2-methyl-1*H*-imidazo[4,5-*c*]quinolin-1-yl)ethanol (4.0 g, 17.6 mmol) was reacted with propargyl bromide (80% in toluene, 5.9 mL, 52.8 mmol) to provide 3.6 g of 2-methyl-1-[2-(prop-2-ynyl)oxy]ethyl-1*H*-imidazo[4,5-*c*]quinoline as a dark brown oil.

10

MS (CI) for  $C_{16}H_{15}N_3O$   $m/z$  266 ( $MH^+$ ), 184

## Part B

Using the general method of Example 12 Part A, 2-methyl-1-[2-(prop-2-ynyl)oxy]ethyl-1*H*-imidazo[4,5-*c*]quinoline (3.6 g, 13.57 mmol) was reacted with iodobenzene (1.7 mL, 14.92 mmol) at ambient temperature. After 20 hours the reaction was judged complete. The solution was basified with 5% aqueous sodium bicarbonate and then extracted with dichloromethane (3x). The organics were combined, washed with water (3x), washed with brine, dried with anhydrous sodium sulfate, filtered and then concentrated under reduced pressure. Purification was completed by chromatography over silica gel (95/5 dichloromethane/methanol) and recrystallization from acetonitrile to provide 1.94 g of 2-methyl-1-{2-[(3-phenylprop-2-ynyl)oxy]ethyl}-1*H*-imidazo[4,5-*c*]quinoline as a light yellow solid.

20

MS (CI) for  $C_{22}H_{19}N_3O$   $m/z$  342 ( $MH^+$ ), 228

## Part C

Using the general method of Example 1 Part B, 2-methyl-1-{2-[(3-phenylprop-2-ynyl)oxy]ethyl}-1*H*-imidazo[4,5-*c*]quinoline (1.0 g, 2.93 mmol) was oxidized to provide 1.3 g of 2-methyl-1-{2-[(3-phenylprop-2-ynyl)oxy]ethyl}-1*H*-imidazo[4,5-*c*]quinoline-5*N*-oxide as a tan solid.

<sup>1</sup>H NMR (300 MHz, DMSO-*d*<sub>6</sub>) δ 8.94 (s, 1 H), 8.78 (d, *J* = 8.3 Hz, 1 H), 8.48 (d, *J* = 7.8 Hz, 1 H), 7.79 (m, 2 H), 7.26-7.35 (m, 3 H), 7.09-7.18 (m, 2 H), 4.86 (t, *J* = 5.4 Hz, 2 H), 4.34 (s, 2 H), 4.04 (t, *J* = 4.9, 2 H), 2.66 (s, 3 H)

## Part D

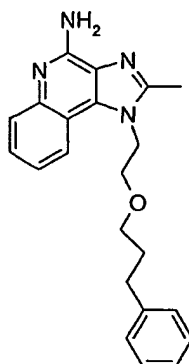
Using the general method of Example 115 Part C, 2-methyl-1-{2-[(3-phenylprop-2-ynyl)oxy]ethyl}-1*H*-imidazo[4,5-*c*]quinoline-5*N*-oxide (1.05 g, 2.93 mmol) was aminated. The resulting tan solid was purified by trituration with ethyl ether, recrystallization from toluene, chromatography over silica gel (98/2 dichloromethane/methanol) to provide 0.261 g of 2-methyl-1-{2-[(3-phenylprop-2-ynyl)oxy]ethyl}-1*H*-imidazo[4,5-*c*]quinolin-4-amine as a white powder, m.p. 142.7-143.3°C.

Analysis. Calculated for C<sub>22</sub>H<sub>20</sub>N<sub>4</sub>O: %C, 74.14; %H, 5.66; %N, 15.72. Found: %C, 73.97; %H, 5.77; %N, 15.77

<sup>1</sup>H NMR (300 MHz, DMSO-*d*<sub>6</sub>) δ 8.08 (d, *J* = 8.3 Hz, 1 H), 7.61 (d, *J* = 8.3 Hz, 1 H), 7.41 (t, *J* = 8.3 Hz, 1 H), 7.28-7.35 (m, 3 H), 7.12-7.24 (m, 3 H), 6.52 (s, 2 H), 4.77 (t, *J* = 4.9 Hz, 2 H), 4.36 (s, 2 H), 4.02 (t, *J* = 4.9, 2 H), 2.62 (s, 3 H)

MS (CI) for C<sub>22</sub>H<sub>20</sub>N<sub>4</sub>O *m/z* 357 (MH<sup>+</sup>), 243, 199

## Example 119

2-Methyl-1-[2-(3-phenylpropoxy)ethyl]-1*H*-imidazo[4,5-*c*]quinolin-4-amine

## 5 Part A

Using the general method of Example 12 Part B, 2-methyl-1-{2-[(3-phenylprop-2-ynyl)oxy]ethyl}-1*H*-imidazo[4,5-*c*]quinoline (0.9 g, 2.636 mmol) was hydrogenated to provide 0.845 g of 2-methyl-1-[2-(3-phenylpropoxy)ethyl]-1*H*-imidazo[4,5-*c*]quinoline as a white solid.

10 <sup>1</sup>H NMR (300 MHz, DMSO-*d*<sub>6</sub>) δ 9.12 (s, 1 H), 8.44 (d, *J* = 7.3 Hz, 1 H), 8.16 (d, *J* = 7.8 Hz, 1 H), 7.65-7.70 (m, 2 H), 7.04-7.08 (m, 3 H), 6.79-6.83 (m, 2 H), 4.85 (t, *J* = 4.9 Hz, 2 H), 3.85 (t, *J* = 5.4 Hz, 2 H), 3.23 (t, *J* = 6.4, 2 H), 2.70 (s, 3 H), 2.3 (t, *J* = 7.8 Hz, 2 H), 1.58 (p, *J* = 6.36, 6.36 Hz, 2 H)

## Part B

15 Using the general method of Example 1 Part B, 2-methyl-1-[2-(3-phenylpropoxy)ethyl]-1*H*-imidazo[4,5-*c*]quinoline (0.845 g, 2.45 mmol) was oxidized to provide 0.88 g of 2-methyl-1-[2-(3-phenylpropoxy)ethyl]-1*H*-imidazo[4,5-*c*]quinoline-5*N*-oxide as a glassy solid. Material was used without further purification.

## Part C

20 Using the general method of Example 115 Part C, 2-methyl-1-[2-(3-phenylpropoxy)ethyl]-1*H*-imidazo[4,5-*c*]quinoline-5*N*-oxide (0.88 g, 2.45 mmol) was aminated. The resulting brown solid was purified by trituration with ethyl ether and recrystallized from toluene to provide 0.596 g of 2-methyl-1-[2-(3-phenylpropoxy)ethyl]-1*H*-imidazo[4,5-*c*]quinolin-4-amine as a white powder, m.p. 129.7-130.7 °C.

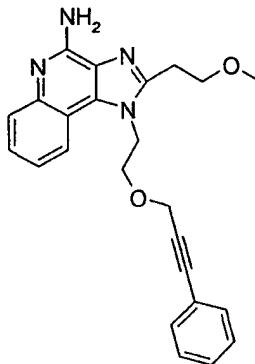
Analysis. Calculated for C<sub>22</sub>H<sub>24</sub>N<sub>4</sub>O: %C, 73.31; %H, 6.71; %N, 15.54. Found: %C, 73.21; %H, 6.66; %N, 15.58

<sup>1</sup>H NMR (300 MHz, DMSO-d<sub>6</sub>) δ 8.07 (d, J = 8.3 Hz, 1 H), 7.62 (d, J = 7.3 Hz, 1 H), 7.41 (t, J = 7.3 Hz, 1 H), 7.22 (t, J = 8.3 Hz, 1 H), 7.05-7.14 (m, 3 H), 6.88 (dd, J = 6.8, 2.4 Hz, 2 H), 6.52 (s, 2 H), 4.73 (t, J = 4.9 Hz, 2 H), 3.80 (t, J = 4.9 Hz, 2 H), 3.24 (t, J = 6.4 Hz, 2 H), 2.64 (s, 3 H), 2.38 (t, J = 8.3 Hz, 2 H), 1.62 (p, J = 6.8, 6.4 Hz, 2 H)

MS (CI) for C<sub>22</sub>H<sub>24</sub>N<sub>4</sub>O m/z 361 (MH<sup>+</sup>), 347, 199

#### Example 120

2-(Methoxyethyl)-1-[2-[(3-phenylprop-2-ynyl)oxy]ethyl]-1H-imidazo[4,5-c]quinolin-4-amine



#### Part A

Using the general method of Example 1 Part 2-[2-(methoxyethyl)-1H-imidazo[4,5-c]quinolin-1-yl]ethanol (2.53 g, 9.33 mmol) was reacted with propargyl bromide (80% in toluene, 3.11 mL, 27.9 mmol) to provide 2.72 g of 2-(methoxyethyl)-1-[2-(prop-2-ynyloxy)ethyl]-1H-imidazo[4,5-c]quinoline as an oil.

MS (CI) for C<sub>18</sub>H<sub>19</sub>N<sub>3</sub>O<sub>2</sub> m/z 310 (MH<sup>+</sup>), 278, 196

#### Part B

Using the general method of Example 12 Part A, 2-(methoxyethyl)-1-[2-(prop-2-ynyloxy)ethyl]-1H-imidazo[4,5-c]quinoline (2.72 g, 1.79 mmol) was reacted with iodobenzene (1.1 mL, 9.67 mmol) at ambient temperature. After 45 minutes the reaction was judged complete. The volatiles were removed under reduced pressure and the resulting oil partitioned between dichloromethane and 5% aqueous sodium bicarbonate.

The aqueous layer was extracted with dichloromethane. The organic fractions were combined, washed with brine, dried with anhydrous sodium sulfate, and then concentrated under reduced pressure to leave a brown solid. The solid was purified by chromatography over silica gel (95/5 (dichloromethane/methanol) and trituration with hexane to provide  
5 2.39 g of 2-(methoxyethyl)-1-{2-[(3-phenylprop-2-ynyl)oxy]ethyl}-1*H*-imidazo[4,5-*c*]quinoline as a yellow solid.

MS (CI) for  $C_{24}H_{23}N_3O_2$   $m/z$  386 ( $MH^+$ ), 354, 270

#### Part C

Using the general method of Example 1 Part B, 2-(methoxyethyl)-1-{2-[(3-phenylprop-2-ynyl)oxy]ethyl}-1*H*-imidazo[4,5-*c*]quinoline (1.19 g, 3.097 mmol) was  
10 oxidized to provide 1.24 g of 2-(methoxyethyl)-1-{2-[(3-phenylprop-2-ynyl)oxy]ethyl}-1*H*-imidazo[4,5-*c*]quinoline-5*N*-oxide as a glassy solid.

#### Part D

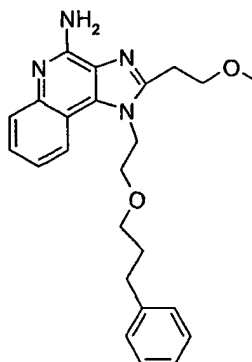
Using the general method of Example 115 Part C, 2-(methoxyethyl)-1-{2-[(3-phenylprop-2-ynyl)oxy]ethyl}-1*H*-imidazo[4,5-*c*]quinoline-5*N*-oxide (1.243 g, 3.097  
15 mmol) was aminated. The resulting brown oil was purified by chromatography over silica gel (98/2 dichloromethane/methanol), recrystallization from ethyl acetate and acetonitrile to provide 0.379 g of 2-(methoxyethyl)-1-{2-[(3-phenylprop-2-ynyl)oxy]ethyl}-1*H*-imidazo[4,5-*c*]quinolin-4-amine as a white solid, m.p. 134.5-135.5 °C.

20 Analysis. Calculated for  $C_{24}H_{24}N_4O_2$ : %C, 71.98; %H, 6.04; %N, 13.99. Found: %C, 72.21; %H, 5.98; %N, 14.29

$^1H$  NMR (300 MHz, DMSO- $d_6$ )  $\delta$  8.09 (d,  $J = 8.3$  Hz, 1 H), 7.62 (d,  $J = 8.3$  Hz, 1 H), 7.41 (t,  $J = 8.3$  Hz, 1 H), 7.28-7.36 (m, 3 H), 7.18-7.24 (m, 3 H), 6.50 (s, 2 H), 4.82 (t,  $J = 4.9$  Hz, 2 H), 4.36 (s, 2 H), 4.01 (t,  $J = 4.9$ , 2 H), 3.84 (t,  $J = 6.8$  Hz, 2 H), 3.29 (s, 3 H), 3.23  
25 (t,  $J = 6.8$  Hz, 2 H)

MS (CI) for  $C_{24}H_{24}N_4O_2$   $m/z$  401 ( $MH^+$ ), 255, 183

## Example 121

2-(2-Methoxyethyl)-1-[2-(3-phenylpropoxy)ethyl]-  
1*H*-imidazo[4,5-*c*]quinolin-4-amine

5

## Part A

Using the general method of Example 12 Part B, 2-(2-methoxyethyl)-1-[2-[(3-phenylprop-2-ynyl)oxy]ethyl]-1*H*-imidazo[4,5-*c*]quinoline (1.2 g, 3.11 mmol), was hydrogenated to provide 1.01 g of 2-(2-methoxyethyl)-1-[2-(3-phenylpropoxy)ethyl]-1*H*-imidazo[4,5-*c*]quinoline as an oil.

10

MS (CI) for  $C_{24}H_{27}N_3O_2$   $m/z$  390 ( $MH^+$ ), 235

## Part B

Using the general method of Example 1 Part B, 2-(2-methoxyethyl)-1-[2-(3-phenylpropoxy)ethyl]-1*H*-imidazo[4,5-*c*]quinoline (1.01 g, 2.60 mmol) was oxidized to provide 1.05 g of 2-(2-methoxyethyl)-1-[2-(3-phenylpropoxy)ethyl]-1*H*-imidazo[4,5-*c*]quinoline-5*N*-oxide as a brown oil.

15

## Part C

Using the general method of Example 115 Part C, 2-(2-methoxyethyl)-1-[2-(3-phenylpropoxy)ethyl]-1*H*-imidazo[4,5-*c*]quinoline-5*N*-oxide (1.05 g, 2.601 mmol) was aminated. The resulting brown solid was purified by chromatography over silica gel (98/2 dichloromethane/methanol), recrystallization from ethyl acetate/hexane to provide 0.111 g of 2-(2-methoxyethyl)-1-[2-(3-phenylpropoxy)ethyl]-1*H*-imidazo[4,5-*c*]quinolin-4-amine as a white solid, m.p. 103.8-104.5°C.

20

Analysis. Calculated for  $C_{24}H_{28}N_4O_2 (H_2O)_{0.2}$ : %C, 70.63; %H, 7.01; %N, 13.73. Found: %C, 70.38; %H, 6.80; %N, 13.57

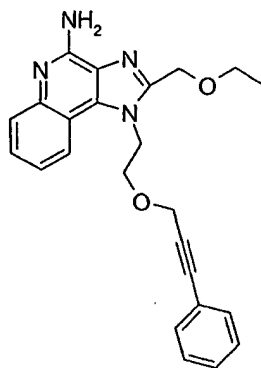
25



- <sup>1</sup>H NMR (300 MHz, DMSO-d<sub>6</sub>) δ 8.09 (d, J = 7.3 Hz, 1 H), 7.63 (d, J = 8.3 Hz, 1 H), 7.42 (t, J = 6.8 Hz, 1 H), 7.22 (t, J = 7.8 Hz, 1 H), 7.08-7.15 (m, 3 H), 6.89 (d, J = 5.4 Hz, 2 H), 6.49 (s, 2 H), 4.78 (t, J = 4.9 Hz, 2 H), 3.86 (t, J = 6.8, 2 H), 3.80 (t, J = 5.4 Hz, 2 H), 3.30 (s, 3 H), 3.22-3.28 (m, 4 H), 2.39 (t, J = 8.3 Hz, 2 H), 1.62 (p, J = 8.3, 6.4 Hz, 2 H)
- 5 MS (CI) for C<sub>24</sub>H<sub>28</sub>N<sub>4</sub>O<sub>2</sub> m/z 405 (MH<sup>+</sup>), 373, 235

## Example 122

2-(Ethoxymethyl)-1-{2-[(3-phenylprop-2-ynyl)oxy]ethyl}-  
 10 *1H*-imidazo[4,5-*c*]quinolin-4-amine



## Part A

- Using the general method of Example 1 Part A 2-[2-(ethoxymethyl)-1*H*-  
 15 imidazo[4,5-*c*]quinolin-1-yl]ethanol (1.39 g, 5.123 mmol) was reacted with propargyl  
 bromide (80% in toluene, 1.7 mL, 15.37 mmol) to provide 1.6 g of 2-(ethoxymethyl)-1-  
 [2-(prop-2-ynyloxy)ethyl]-1*H*-imidazo[4,5-*c*]quinoline as an oil.  
 MS (CI) for C<sub>18</sub>H<sub>19</sub>N<sub>3</sub>O<sub>2</sub> m/z 310 (MH<sup>+</sup>), 371, 270

## Part B

- 20 Using the general method of Example 12 Part A, 2-(ethoxymethyl)-1-[2-(prop-2-  
 ynyloxy)ethyl]-1*H*-imidazo[4,5-*c*]quinoline (1.5 g, 4.13 mmol) was reacted with  
 iodobenzene (0.51 mL, 4.54 mmol) at 40 °C. After 50 minutes the reaction was judged  
 complete. The volatiles were removed under reduced pressure and the resulting oil was  
 partitioned between dichloromethane and 5% aqueous sodium bicarbonate. The aqueous  
 25 layer was extracted with dichloromethane. The organic fractions were combined, washed

with brine, dried with anhydrous sodium sulfate, and then concentrated under reduced pressure to leave a brown oil. The oil was purified by chromatography over silica gel (98/2 dichloromethane/methanol) to provide 1.25 g of 2-(ethoxymethyl)-1-{2-[(3-phenylprop-2-ynyl)oxy]ethyl}-1*H*-imidazo[4,5-*c*]quinoline as a brown glassy solid.

5 MS (CI) for  $C_{24}H_{23}N_3O_2$   $m/z$  386 ( $MH^+$ ), 342, 272

Part C

Using the general method of Example 1 Part B, 2-(ethoxymethyl)-1-{2-[(3-phenylprop-2-ynyl)oxy]ethyl}-1*H*-imidazo[4,5-*c*]quinoline (0.655 g, 1.70 mmol) was oxidized to provide 0.68 g of 2-(ethoxymethyl)-1-{2-[(3-phenylprop-2-ynyl)oxy]ethyl}-1*H*-imidazo[4,5-*c*]quinoline-5*N*-oxide as an oil.

10

Part D

Using the general method of Example 115 Part C 2-(ethoxymethyl)-1-{2-[(3-phenylprop-2-ynyl)oxy]ethyl}-1*H*-imidazo[4,5-*c*]quinoline-5*N*-oxide (0.682 g, 1.700 mmol) was aminated. The resulting brown solid was purified by chromatography over silica gel (98/2 dichloromethane/methanol) to provide 0.297 g of 2-(ethoxymethyl)-1-{2-[(3-phenylprop-2-ynyl)oxy]ethyl}-1*H*-imidazo[4,5-*c*]quinolin-4-amine as a white granular solid, m.p. 110.8-111.7 °C.

15

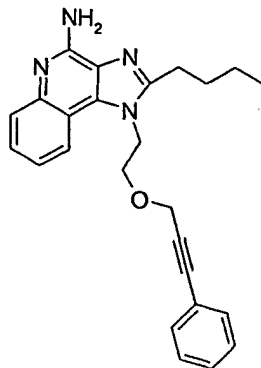
Analysis. Calculated for  $C_{24}H_{24}N_4O_2 (H_2O)_{0.1}$ : %C, 71.66 ; %H, 6.06; %N, 13.93. Found: %C, 71.56; %H, 5.96; %N, 13.74

20  $^1H$  NMR (300 MHz, DMSO- $d_6$ )  $\delta$  8.13 (d,  $J = 7.8$  Hz, 1 H), 7.63 (d,  $J = 8.3$  Hz, 1 H), 7.44 (t,  $J = 6.8$  Hz, 1 H), 7.28-7.36 (m, 3 H), 7.19-7.26 (m, 3 H), 6.67 (s, 2 H), 4.88 (t,  $J = 5.4$  Hz, 2 H), 4.81 (s, 2H), 4.38 (s, 2 H), 4.03 (t,  $J = 5.9$ , 2 H), 3.55 (q,  $J = 6.8, 7.3$  Hz, 2 H), 1.15 (t,  $J = 6.8$  Hz, 3 H)

MS (CI) for  $C_{24}H_{24}N_4O_2$   $m/z$  401 ( $MH^+$ ), 371, 285

25

## Example 123

2-Butyl-1-{2-[(3-phenylprop-2-ynyl)oxy]ethyl}-  
1*H*-imidazo[4,5-*c*]quinolin-4-amine

5

## Part A

Using the general method of Example 1 Part A, 2-(2-butyl-1*H*-imidazo[4,5-*c*]quinolin-1-yl)ethanol (5.0 g, 18.56 mmol) was reacted with propargyl bromide (80% in toluene, 6.3 mL, 55.62 mmol) to provide 4.02 g of 2-butyl-1-[2-(prop-2-ynyloxy)ethyl]-  
1*H*-imidazo[4,5-*c*]quinoline as a tan solid.

MS (CI) for C<sub>19</sub>H<sub>21</sub>N<sub>3</sub>O m/z 308 (MH<sup>+</sup>), 268, 220

## Part B

Using the general method of Example 12 Part A, 2-butyl-1-[2-(prop-2-ynyloxy)ethyl]-1*H*-imidazo[4,5-*c*]quinoline (4.0 g, 13.08 mmol) was reacted with  
iodobenzene (1.6 mL, 14.38 mmol) at 90 °C. After 15 minutes the reaction was judged  
complete. The volatiles were removed under reduced pressure and the resulting oil was  
purified by chromatography over silica gel (98/2 dichloromethane/methanol) and  
recrystallization from mixture of ethyl acetate/hexane to provide 3.1 g of 2-butyl-1-{2-  
[(3-phenylprop-2-ynyl)oxy]ethyl}-1*H*-imidazo[4,5-*c*]quinoline as a tan solid.

## 20 Part C

Using the general method of Example 1 Part B, 2-butyl-1-{2-[(3-phenylprop-2-ynyl)oxy]ethyl}-1*H*-imidazo[4,5-*c*]quinoline (1.0 g, 2.61 mmol) was oxidized to provide 1.0 g of 2-butyl-1-{2-[(3-phenylprop-2-ynyl)oxy]ethyl}-1*H*-imidazo[4,5-*c*]quinoline-5*N*-oxide as an oil.

## Part D

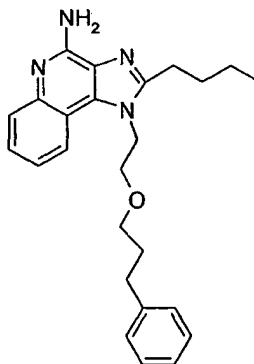
Using the general method of Example 115 Part C, 2-butyl-1-{2-[(3-phenylprop-2-ynyl)oxy]ethyl}-1*H*-imidazo[4,5-*c*]quinoline-5*N*-oxide (1.04 g, 2.60 mmol) was aminated. The resulting brown solid was purified by trituration with ethyl ether, two times with chromatography over silica gel (8/2 dichloromethane/ethyl acetate, 98/2 dichloromethane/methanol) to provide 0.450 g of 2-butyl-1-{2-[(3-phenylprop-2-ynyl)oxy]ethyl}-1*H*-imidazo[4,5-*c*]quinolin-4-amine as a white powder, m.p. 133-140 °C. Analysis. Calculated for C<sub>25</sub>H<sub>26</sub>N<sub>4</sub>O (H<sub>2</sub>O)<sub>0.2</sub>: %C, 74.67; %H, 6.62; %N, 13.93. Found: %C, 74.65; %H, 6.60; %N, 14.00

<sup>1</sup>H NMR (300 MHz, DMSO-*d*<sub>6</sub>) δ 8.08 (d, *J* = 7.8 Hz, 1 H), 7.61 (d, *J* = 7.3 Hz, 1 H), 7.41 (t, *J* = 7.3 Hz, 1 H), 7.29-7.36 (m, 3 H), 7.17-7.24 (m, 3 H), 6.45 (s, 2 H), 4.78 (t, *J* = 4.9 Hz, 2 H), 4.34 (s, 2 H), 4.01 (t, *J* = 4.9, 2 H), 2.95 (t, *J* = 8.3 Hz, 2 H), 1.81 (p, *J* = 7.3, 8.3 Hz, 2 H), 1.44 (sextet, *J* = 7.3, 7.3, 7.8 Hz, 2 H), 0.93 (t, *J* = 7.3 Hz, 3 H)

MS (CI) for C<sub>25</sub>H<sub>26</sub>N<sub>4</sub>O *m/z* 399 (MH<sup>+</sup>), 283, 267

15

## Example 124

2-Butyl-1-[2-(3-phenylpropoxy)ethyl]-1*H*-imidazo[4,5-*c*]quinolin-4-amine

## Part A

Using the general method of Example 12 Part B, 2-butyl-1-{2-[(3-phenylprop-2-ynyl)oxy]ethyl}-1*H*-imidazo[4,5-*c*]quinoline (2.4 g, 6.26 mmol) was hydrogenated to provide 1.67 g of 2-butyl-1-[2-(3-phenylpropoxy)ethyl]-1*H*-imidazo[4,5-*c*]quinoline as a white solid.

MS (CI) for C<sub>25</sub>H<sub>29</sub>N<sub>3</sub>O *m/z* 388 (MH<sup>+</sup>), 279

25 Part B

Using the general method of Example 1 Part B, 2-butyl-1-[2-(3-phenylpropoxy)ethyl]-1*H*-imidazo[4,5-*c*]quinoline (1.68 g, 4.34 mmol) was oxidized to provide 1.75 g of 2-butyl-1-[2-(3-phenylpropoxy)ethyl]-1*H*-imidazo[4,5-*c*]quinoline-5*N*-oxide as glassy solid.

5 MS (CI) for C<sub>25</sub>H<sub>29</sub>N<sub>3</sub>O<sub>2</sub> m/z 404 (MH<sup>+</sup>), 388

Part C

Using the general method of Example 115 Part C, 2-butyl-1-[2-(3-phenylpropoxy)ethyl]-1*H*-imidazo[4,5-*c*]quinoline-5*N*-oxide (1.75 g, 4.34 mmol) was aminated. The resulting tan solid was purified by recrystallization from acetonitrile to provide 0.572 g of 2-butyl-1-[2-(3-phenylpropoxy)ethyl]-1*H*-imidazo[4,5-*c*]quinolin-4-amine as tan crystalline solid, m.p. 80.8-81.3 °C.

Analysis. Calculated for C<sub>25</sub>H<sub>30</sub>N<sub>4</sub>O (H<sub>2</sub>O)<sub>0.3</sub>: %C, 73.61 ; %H, 7.56; %N, 13.73. Found: %C, 73.3; %H, 7.65; %N, 13.67

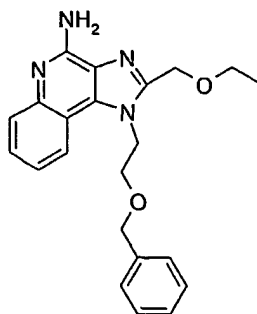
<sup>1</sup>H NMR (300 MHz, DMSO-*d*<sub>6</sub>) δ 8.07 (d, J = 8.3 Hz, 1 H), 7.62 (d, J = 8.3 Hz, 1 H), 7.41 (t, J = 7.3 Hz, 1 H), 7.21 (t, J = 7.3 Hz, 1 H), 7.05-7.14 (m, 3 H), 6.89 (d, J = 7.3 Hz, 2 H), 6.45 (s, 2 H), 4.74 (t, J = 4.4 Hz, 2 H), 3.80 (t, J = 4.9, 2 H), 3.24 (t, J = 5.9 Hz, 2 H), 2.98 (t, J = 7.8 Hz, 2 H), 2.39 (t, J = 7.8 Hz, 2 H), 1.84 (p, J = 7.3, 8.3 Hz, 2 H), 1.62 (p, J = 7.8, 5.9 Hz, 2 H), 1.48 (sextet, J = 7.3, 7.3, 7.8 Hz, 2 H), 0.95 (t, J = 7.3 Hz, 3 H)

MS (CI) for C<sub>25</sub>H<sub>30</sub>N<sub>4</sub>O m/z 403 (MH<sup>+</sup>), 213

20

Example 125

1-[2-(Benzyloxy)ethyl]-2-(ethoxymethyl)-1*H*-imidazo[4,5-*c*]quinolin-4-amine



Part A

25 Using the general method of Example 1 Part B, 1-[2-(benzyloxy)ethyl]-2-(ethoxymethyl)-1*H*-imidazo[4,5-*c*]quinoline (0.324 g, 0.897 mmol) was oxidized to

provide 0.338 g of 1-[2-(benzyloxy)ethyl]-2-(ethoxymethyl)-1*H*-imidazo[4,5-*c*]quinoline-5*N*-oxide as a brown oil.

Part B

Using the general method of example 115 Part C, 1-[2-(benzyloxy)ethyl]-2-(ethoxymethyl)-1*H*-imidazo[4,5-*c*]quinoline-5*N*-oxide (0.339 g, 0.897 mmol) was aminated. The resulting tan solid was purified by recrystallized from acetonitrile to provide 0.187 g of 1-[2-(benzyloxy)ethyl]-2-(ethoxymethyl)-1*H*-imidazo[4,5-*c*]quinolin-4-amine as a white powder, m.p. 144.5-146.0 °C.

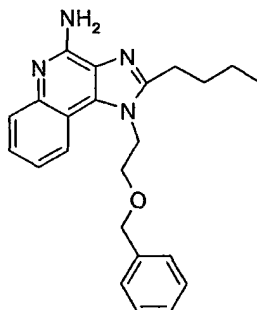
Analysis. Calculated for C<sub>22</sub>H<sub>24</sub>N<sub>4</sub>O<sub>2</sub>: %C, 70.19; %H, 6.43; %N, 14.88. Found: %C, 69.96; %H, 6.29; %N, 15.09

<sup>1</sup>H NMR (300 MHz, DMSO-*d*<sub>6</sub>) δ 8.08 (d, J = 7.8 Hz, 1 H), 7.61 (d, J = 8.3 Hz, 1 H), 7.43 (t, J = 6.8 Hz, 1 H), 7.19-7.24 (m, 4 H), 7.11-7.14 (m, 2 H), 6.6 (s, 2 H), 4.87 (t, J = 5.4, 2 H), 4.79 (s, 2 H), 4.44 (s, 2 H), 3.90 (t, J = 5.4, 2 H), 3.52 (q, J = 6.8, 6.8 Hz, 2 H), 1.13 (t, J = 6.8 Hz, 3 H)

MS (CI) for C<sub>22</sub>H<sub>24</sub>N<sub>4</sub>O<sub>2</sub> m/z 377 (MH<sup>+</sup>), 331, 241

Example 126

1-[2-(Benzyloxy)ethyl]-2-butyl-1*H*-imidazo[4,5-*c*]quinolin-4-amine



20 Part A

Using the general method of Example 1 Part B, 1-[2-(benzyloxy)ethyl]-2-butyl-1*H*-imidazo[4,5-*c*]quinoline (2.3 g, 6.39 mmol) was oxidized to provide 2.4 g of 1-[2-(benzyloxy)ethyl]-2-butyl-1*H*-imidazo[4,5-*c*]quinoline-5*N*-oxide as a brown oil.

MS (CI) for C<sub>23</sub>H<sub>25</sub>N<sub>3</sub>O<sub>2</sub> m/z 376 (MH<sup>+</sup>), 360, 270

25 Part B

Using the general method of example 1 Part C, 1-[2-(benzyloxy)ethyl]-2-butyl-1*H*-imidazo[4,5-*c*]quinoline-5*N*-oxide (2.4 g, 6.39 mmol) was reacted with trichloroacetyl isocyanate (1.45 g, 7.678 mmol) to provide 3.3 g of *N*-{1-[2-(benzyloxy)ethyl]-2-butyl-1*H*-imidazo[4,5-*c*]quinolin-4-yl}-2,2,2-trichloroacetamide as a brown oil.

5 Part C

Using the general method of example 1 Part D, *N*-{1-[2-(benzyloxy)ethyl]-2-butyl-1*H*-imidazo[4,5-*c*]quinolin-4-yl}-2,2,2-trichloroacetamide (3.3 g, 6.39 mmol) was hydrolyzed with sodium methoxide (5 mL of 25% in methanol). The resulting tan solid was purified by chromatography over silica gel (98/2 dichloromethane/methanol),  
10 recrystallized from methanol and dried under vacuum at 60 °C for 18 hours to provide 0.174 g of 1-[2-(benzyloxy)ethyl]-2-butyl-1*H*-imidazo[4,5-*c*]quinolin-4-amine as a white solid, m.p. 133-135 °C.

Analysis. Calculated for C<sub>23</sub>H<sub>26</sub>N<sub>4</sub>O: %C, 73.77; %H, 7.00; %N, 14.96. Found: %C, 73.51; %H, 7.06; %N, 14.92

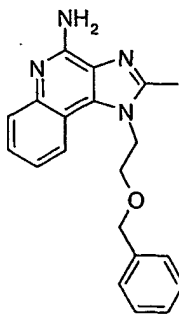
15 <sup>1</sup>H NMR (300 MHz, DMSO-*d*<sub>6</sub>) δ 8.03 (d, *J* = 7.3 Hz, 1 H), 7.60 (d, *J* = 8.3 Hz, 1 H), 7.39 (t, *J* = 6.8 Hz, 1 H), 7.17-7.24 (m, 4 H), 7.10-7.12 (m, 2 H), 6.45 (s, 2 H), 4.76 (t, *J* = 5.4, 2 H), 4.41 (s, 2 H), 3.89 (t, *J* = 4.9, 2 H), 2.94 (t, *J* = 8.3 Hz, 2 H), 1.77 (p, *J* = 7.8, 7.8 Hz, 2 H), 1.40 (sextet, *J* = 7.8, 7.3, 6.8 Hz, 2 H), 0.91 (t, *J* = 7.3 Hz, 3 H)

MS (CI) for C<sub>23</sub>H<sub>26</sub>N<sub>4</sub>O *m/z* 375 (MH<sup>+</sup>), 242, 183

20

Example 127

1-[2-(Benzyloxy)ethyl]-2-methyl-1*H*-imidazo[4,5-*c*]quinolin-4-amine



Part A

Using the general method of Example 1 Part B, 1-[2-(benzyloxy)ethyl]-2-methyl-1*H*-imidazo[4,5-*c*]quinoline (6 g, 18.9 mmol) was oxidized to provide 6.3 g of 1-[2-(benzyloxy)ethyl]-2-methyl-1*H*-imidazo[4,5-*c*]quinoline-5*N*-oxide as a brown solid.

Part B

- 5 Using the general method of example 1 Part C, 1-[2-(benzyloxy)ethyl]-2-methyl-1*H*-imidazo[4,5-*c*]quinoline-5*N*-oxide (6.3 g, 18.9 mmol) was reacted with trichloroacetyl isocyanate (4.95 g, 26.27 mmol) to provide 10.4 g of *N*-{1-[2-(benzyloxy)ethyl]-2-methyl-1*H*-imidazo[4,5-*c*]quinolin-4-yl}-2,2,2-trichloroacetamide as a brown solid.

Part C

- 10 Using the general method of example 1 Part D, *N*-{1-[2-(benzyloxy)ethyl]-2-methyl-1*H*-imidazo[4,5-*c*]quinolin-4-yl}-2,2,2-trichloroacetamide (10.46 g, 21.89 mmol) was hydrolyzed with sodium methoxide (20 mL of 25% in methanol). The resulting brown solid was purified by chromatography over silica gel (98/2 dichloromethane/methanol) and dried under vacuum at 60 °C for 18 hours to provide 1.036 g of 1-[2-(benzyloxy)ethyl]-2-methyl-1*H*-imidazo[4,5-*c*]quinolin-4-amine as a white solid, m.p. 159-160°C.

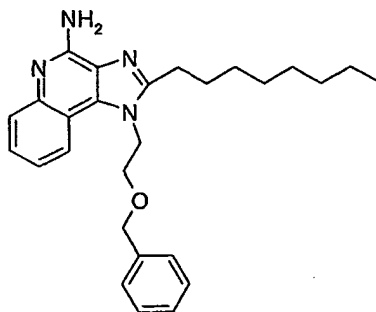
Analysis. Calculated for C<sub>20</sub>H<sub>20</sub>N<sub>4</sub>O: %C, 72.27; %H, 6.06; %N, 16.85. Found: %C, 72.17; %H, 5.96; %N, 16.81

- 15 <sup>1</sup>H NMR (300 MHz, DMSO-*d*<sub>6</sub>) δ 8.04 (d, *J* = 7.3 Hz, 1 H), 7.59 (d, *J* = 8.3 Hz, 1 H), 7.39 (t, *J* = 8.3 Hz, 1 H), 7.15-7.27 (m, 4 H), 7.08-7.13 (m, 2 H), 6.49 (s, 2 H), 4.75 (t, *J* = 5.4, 2 H), 4.43 (s, 2 H), 3.90 (t, *J* = 5.4, 2 H), 2.61 (s, 3 H)

MS (CI) for C<sub>20</sub>H<sub>20</sub>N<sub>4</sub>O *m/z* 333 (MH<sup>+</sup>), 243, 199



## Example 128

1-[2-(Benzyloxy)ethyl]-2-octyl-1*H*-imidazo[4,5-*c*]quinolin-4-amine

## Part A

- 5            Using the general method of Example 1 Part B, 1-[2-(benzyloxy)ethyl]-2-octyl-1*H*-imidazo[4,5-*c*]quinoline (2.4 g, 5.8 mmol) was oxidized to provide 2.5 g of 1-[2-(benzyloxy)ethyl]-2-octyl-1*H*-imidazo[4,5-*c*]quinoline-5*N*-oxide as a brown oil.

## Part B

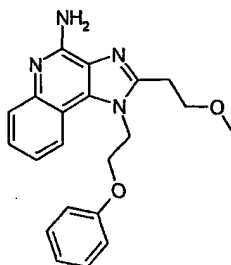
- 10            Using the general method of example 115 Part C, 1-[2-(benzyloxy)ethyl]-2-octyl-1*H*-imidazo[4,5-*c*]quinoline-5*N*-oxide (2.50 g, 5.80 mmol) was aminated. The resulting oil was purified by chromatography over silica gel (98/2 dichloromethane/methanol) and recrystallized from acetonitrile to provide 0.75 g 1-[2-(benzyloxy)ethyl]-2-octyl-1*H*-imidazo[4,5-*c*]quinolin-4-amine as a white powder, m.p. 110-111 °C.

- 15            Analysis. Calculated for C<sub>27</sub>H<sub>34</sub>N<sub>4</sub>O: %C, 75.31; %H, 7.96; %N, 13.01. Found: %C, 75.20; %H, 7.88; %N, 13.00

<sup>1</sup>H NMR (300 MHz, DMSO-*d*<sub>6</sub>) δ 8.03 (d, *J* = 7.8 Hz, 1 H), 7.60 (d, *J* = 8.3 Hz, 1 H), 7.40 (t, *J* = 7.3 Hz, 1 H), 7.17-7.26 (m, 4 H), 7.10-7.13 (m, 2 H), 6.45 (s, 2 H), 4.76 (t, *J* = 4.9, 2 H), 4.41 (s, 2 H), 3.88 (t, *J* = 4.9, 2 H), 2.93 (t, *J* = 7.8 Hz, 2 H), 1.79 (p, *J* = 7.3, 7.3 Hz, 2 H), 1.20-1.38 (m, 10 H), 0.85 (t, *J* = 6.3 Hz, 3 H)

- 20            MS (CI) for C<sub>27</sub>H<sub>34</sub>N<sub>4</sub>O *m/z* 431 (MH<sup>+</sup>), 291, 214

## Example 129

2-(2-Methoxyethyl)-1-(2-phenoxyethyl)-1*H*-imidazo[4,5-*c*]quinolin-4-amine

5

## Part A

Under a nitrogen atmosphere, 2-phenoxyethylamine (17.6 ml, 0.13 mol) was added dropwise to a chilled (ice bath) solution of 4-chloro-3-nitroquinoline (21.5 g, 0.1 mol), triethylamine (21.5 ml, 0.16 mol) in dichloromethane (500 ml). The reaction was maintained at ambient temperature overnight. Water was added and the phases were separated. The organic phase was dried (MgSO<sub>4</sub>), filtered, and the bulk of the solvent was removed under vacuum. Hexane was added and the solution was chilled in a refrigerator. The resulting precipitate was recovered by vacuum filtration to provide 19.1 g of 3-nitro-N-(2-phenoxyethyl)quinolin-4-amine as a yellow solid.

## 15 Part B

3-Nitro-N-(2-phenoxyethyl)quinolin-4-amine (6.0 g, 19 mmol), 5% platinum on carbon (1.5 g) and ethyl acetate (300 ml) were placed in a hydrogenation flask. The mixture was shaken overnight under a hydrogen pressure of 40 psi (2.8 Kg/cm<sup>2</sup>). The reaction mixture was filtered and the catalyst was washed with ethyl acetate. The filtrate was dried (MgSO<sub>4</sub>), filtered, and concentrated under vacuum to near dryness. Hexane was added and the resulting precipitate was collected by vacuum filtration to provide 4.9 g of N<sup>4</sup>-(2-phenoxyethyl)quinoline-3,4-diamine as a pale yellow solid.

## Part C

3-methoxypropanoyl chloride (0.86 ml, 7.9 mmol) was added dropwise over a 30 minute period to a chilled (ice bath) solution of N<sup>4</sup>-(2-phenoxyethyl)quinoline-3,4-diamine

(2.0 g, 7.2 mmol) in dichloromethane (100 ml). After a few hours, a precipitate formed. The solvent volume was reduced under vacuum to near dryness and hexane (100 ml) was added. Vacuum filtration provided 2.9 g of 3-methoxy-N-{4-[(2-phenoxyethyl)amino]quinolin-3-yl}propanamide as a hydrochloride salt.

5 Part D

The product from Part C (2.9 g) and a 7.5% solution of ammonia in methanol (200 ml) were placed in a pressure vessel. The vessel was sealed and then heated at 160 °C for 6 hours. After the mixture was cooled to ambient temperature, it was concentrated under vacuum. The residue was partitioned between dichloromethane (150 ml) and water (150 ml). The fractions were separated and the aqueous fraction was extracted with dichloromethane (100 ml). The organic fractions were combined, dried (MgSO<sub>4</sub>), and filtered. The bulk of the solvent was removed under vacuum and hexane was added to yield a white precipitate. Vacuum filtration provided 1.8 g of 2-(2-methoxyethyl)-1-(2-phenoxyethyl)-1*H*-imidazo[4,5-*c*]quinoline as a white solid.

15 Part E

3-Chloroperoxybenzoic acid (1.5 g, 8.7 mmol, 60% by weight) was added in three portions over a period of 20 minutes to 2-(2-methoxyethyl)-1-(2-phenoxyethyl)-1*H*-imidazo[4,5-*c*]quinoline (1.8 g, 5.2 mmol) in chloroform (100 ml). The reaction mixture was maintained at ambient temperature overnight and then washed with saturated sodium bicarbonate followed by water. The organic fraction was dried (MgSO<sub>4</sub>) and concentrated under vacuum to near dryness. Hexane was added and the resulting precipitate was recovered by vacuum filtration to yield 1.6 g of 2-(2-methoxyethyl)-1-(2-phenoxyethyl)-1*H*-imidazo[4,5-*c*]quinoline-5*N*-oxide as a light yellow powder.

Part F

25 Under a nitrogen atmosphere, trichloroacetyl isocyanate (0.8 ml, 6.6 mmol) was added dropwise to a solution of 2-(2-methoxyethyl)-1-(2-phenoxyethyl)-1*H*-imidazo[4,5-*c*]quinoline-5*N*-oxide (1.6 g, 4.4 mmol) in dichloromethane (100 ml) and the reaction was maintained at ambient temperature for 2 hours. Ammonium hydroxide (5 drops, 7% by weight in methanol) was added and the reaction was maintained at ambient temperature

for an additional 2.5 days. Sodium hydroxide (10%) was added and the two phases were separated. The organic phase was concentrated and purified by flash column chromatography (silica gel, 9:1 dichloromethane/methanol). Fractions containing product were combined, concentrated *in vacuo*, dissolved in boiling toluene, and treated with  
5 activated charcoal. The mixture was filtered to remove the charcoal and the filtrate was cooled. The resulting precipitate was recovered by filtration and dried in a vacuum oven (80 °C) to provide 0.68 g of 2-(2-methoxyethyl)-1-(2-phenoxyethyl)-1*H*-imidazo[4,5-*c*]quinolin-4-amine as a tan powder, m.p. 171.0-174.0°C.

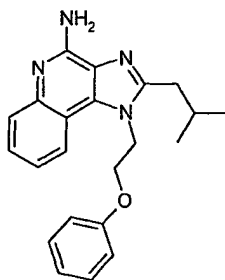
<sup>1</sup>H NMR (300 MHz, DMSO-*d*<sub>6</sub>) δ 8.19 (d, *J* = 8.1 Hz, 1H), 7.64 (d, *J* = 8.3 Hz, 1H), 7.44  
10 (t, *J* = 7.5 Hz, 1H), 7.29-7.20 (m, 3H), 6.90 (t, *J* = 7.4 Hz, 1H), 6.82 (d, *J* = 8.2 Hz, 2H), 6.58 (s, 2H), 5.01 (t, *J* = 5.0 Hz, 2H), 4.43 (t, *J* = 5.0 Hz, 2H), 3.87 (t, *J* = 6.9 Hz, 2H), 3.34 (s, 3H), 3.30 (t, *J* = 6.9 Hz, 2H);

MS (CI) *m/e* 363.1820 (363.1821 calcd for C<sub>21</sub>H<sub>23</sub>N<sub>4</sub>O<sub>2</sub>, M+H);

Anal calcd for C<sub>21</sub>H<sub>22</sub>N<sub>4</sub>O<sub>2</sub>: C, 69.59; H, 6.12; N, 15.46. Found: C, 69.32; H, 6.17; N,  
15 15.48.

### Example 130

#### 2-Isobutyl-1-(2-phenoxyethyl)-1*H*-imidazo[4,5-*c*]quinolin-4-amine



20

N<sup>4</sup>-(2-Phenoxyethyl)quinoline-3,4-diamine (1.5 g, 5.4 mmol) and isovaleryl chloride (0.8 ml, 6.4 mmol) were combined and treated according to the general procedures of Parts C-E of Example 129. The resulting product, 2-isobutyl-1-(2-  
25 phenoxyethyl)-1*H*-imidazo[4,5-*c*]quinoline-5*N*-oxide (1.6 g, 4.5 mmol) was dissolved in

dichloromethane (200 ml) and ammonium hydroxide (50 ml) was added. The reaction was chilled (ice bath) and *p*-toluenesulfonyl chloride (0.85 g, 4.5 mmol) was slowly added over a period of 20 minutes. The cooling bath was removed and the reaction was maintained at ambient temperature overnight. The phases were separated and the organic phase was sequentially washed with 1% aqueous sodium carbonate (3X), water, brine; dried (Na<sub>2</sub>SO<sub>4</sub>); and concentrated to near dryness *in vacuo*. Hexane was added to provide a precipitate. The solid was collected and purified by recrystallization from acetonitrile to yield 0.96 g of 2-isobutyl-1-(2-phenoxyethyl)-1*H*-imidazo[4,5-*c*]quinolin-4-amine as a tan powder, m.p. 176.6-177.8 °C.

<sup>1</sup>H NMR (300 MHz, DMSO-*d*<sub>6</sub>) δ 8.16 (d, *J* = 8.2 Hz, 1H), 7.63 (d, *J* = 8.3 Hz, 1H), 7.43 (t, *J* = 7.6 Hz, 1H), 7.28-7.20 (m, 3H), 6.89 (t, *J* = 7.3 Hz, 1H), 6.81 (d, *J* = 8.6 Hz, 2H), 6.49 (s, 2H), 4.98 (t, *J* = 4.8 Hz, 2H), 4.42 (t, *J* = 4.8 Hz, 2H), 2.89 (d, *J* = 7.2 Hz, 2H), 2.40-2.22 (m, 1H), 1.02 (d, *J* = 6.6 Hz, 6H);

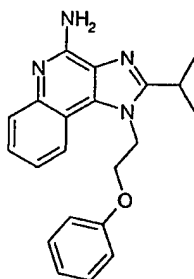
<sup>13</sup>C NMR (75 MHz, DMSO-*d*<sub>6</sub>) 158.6, 153.9, 152.4, 145.5, 132.9, 130.1, 127.1, 126.9, 121.5, 120.8, 115.3, 114.7, 66.6, 44.4, 35.3, 27.1, 22.4;

MS (CI) *m/e* 361.2017 (361.2028 calcd for C<sub>22</sub>H<sub>25</sub>N<sub>4</sub>O, M+H);

Anal calcd for C<sub>22</sub>H<sub>24</sub>N<sub>4</sub>O: C, 73.31; H, 6.71; N, 15.54. Found: C, 73.33; H, 6.56; N, 15.79.

20

## Example 131

2-Isopropyl-1-(2-phenoxyethyl)-1*H*-imidazo[4,5-*c*]quinolin-4-amine

25

N<sup>4</sup>-(2-Phenoxyethyl)quinoline-3,4-diamine (2.0 g, 7.2 mmol) and isobutyryl chloride (0.9 ml, 8.6 mmol) were combined and treated according to the general procedure described in Example 130. Recrystallization from acetonitrile provided 0.82 g of 2-

isopropyl-1-(2-phenoxyethyl)-1*H*-imidazo[4,5-*c*]quinolin-4-amine as a tan solid, m.p. 229-231°C.

<sup>1</sup>H NMR (300 MHz, DMSO-*d*<sub>6</sub>) δ 8.17 (d, *J* = 7.5 Hz, 1H), 7.65-7.62 (dd, *J* = 8.3, 1.1 Hz, 1H), 7.46-4.40 (dt, *J* = 8.2, 1.1 Hz, 1H), 7.29-7.20 (m, 3H), 6.90 (t, *J* = 7.3 Hz, 1H), 6.81 (d, *J* = 7.8 Hz, 2H), 6.46 (s, 2H), 5.01 (t, *J* = 4.9 Hz, 2H), 4.42 (t, *J* = 4.9 Hz, 2H), 3.54 (septet, *J* = 6.8 Hz, 1H), 1.41 (d, *J* = 6.8 Hz, 6H);

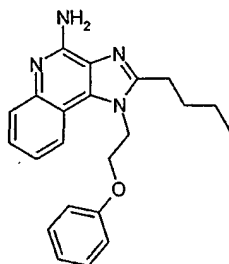
<sup>13</sup>C NMR (75 MHz, DMSO-*d*<sub>6</sub>) 159.3, 158.5, 152.3, 145.4, 132.6, 130.1, 126.84, 126.78, 121.5, 120.7, 115.3, 114.6, 66.5, 44.1, 25.2, 21.8;

MS (CI) *m/e* 347.1872 (347.1872 calcd for C<sub>21</sub>H<sub>23</sub>N<sub>4</sub>O, M+H);

Anal calcd for C<sub>21</sub>H<sub>22</sub>N<sub>4</sub>O: C, 72.81; H, 6.40; N, 16.17. Found: C, 72.48; H, 6.59; N, 16.50.

#### Example 132

#### 2-Butyl-1-(2-phenoxyethyl)-1*H*-imidazo[4,5-*c*]quinolin-4-amine



15

N<sup>4</sup>-(2-Phenoxyethyl)quinoline-3,4-diamine (2.0 g, 7.2 mmol), xylenes (150 ml), and trimethylorthovalerate (2.5 ml, 14.3 mmol) were combined under an atmosphere of nitrogen and heated at reflux temperature for 4 days. The external heat was increased and approximately 35 ml of xylenes was removed by distillation. The reaction was slowly cooled to room temperature and a precipitate formed. The solid was recovered by vacuum filtration to yield 2.4 g of 2-butyl-1-(2-phenoxyethyl)-1*H*-imidazo[4,5-*c*]quinoline as a light tan crystalline solid.

2-Butyl-1-(2-phenoxyethyl)-1*H*-imidazo[4,5-*c*]quinoline was treated according to the general procedures described in Parts E and F of Example 129. A final recrystallization

25

from acetonitrile provided 0.93 g of 2-butyl-1-(2-phenoxyethyl)-1*H*-imidazo[4,5-*c*]quinolin-4-amine as white needles, m.p. 168.3-169.5 °C.

<sup>1</sup>H NMR (300 MHz, DMSO-*d*<sub>6</sub>) δ 8.16 (d, *J* = 8.1 Hz, 1H), 7.63 (d, *J* = 8.3 Hz, 1H), 7.43 (t, *J* = 7.6 Hz, 1H), 7.28-7.20 (m, 3H), 6.90 (t, *J* = 7.4 Hz, 1H), 6.82 (d, *J* = 8.5 Hz, 2H), 6.47 (s, 2H), 4.97 (t, *J* = 4.8 Hz, 2H), 4.43 (t, *J* = 4.8 Hz, 2H), 3.00 (t, *J* = 7.7 Hz, 2H), 1.86 (m, 2H), 1.47 (m, 2H), 0.96 (t, *J* = 7.3 Hz, 3H);

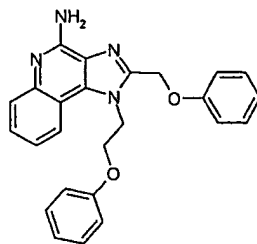
<sup>13</sup>C NMR (75 MHz, DMSO-*d*<sub>6</sub>) 158.5, 154.6, 152.3, 145.6, 132.9, 130.1, 126.8, 121.5, 120.7, 115.2, 114.6, 66.7, 44.4, 29.3, 26.2, 21.9, 13.6;

MS (CI) *m/e* 361.2032 (361.2028 calcd for C<sub>22</sub>H<sub>25</sub>N<sub>4</sub>O, M+H);

Anal calcd for C<sub>22</sub>H<sub>24</sub>N<sub>4</sub>O: C, 73.31; H, 6.71; N, 15.54. Found: C, 73.15; H, 6.69; N, 15.57.

### Example 133

1-(2-Phenoxyethyl)-2-(phenoxyethyl)-1*H*-imidazo[4,5-*c*]quinolin-4-amine



According to the general procedure described in Part C of Example 129, phenoxyacetyl chloride (1.2 ml, 8.6 mmol) was reacted with N<sup>4</sup>-(2-phenoxyethyl)quinoline-3,4-diamine (2.0 g, 7.2 mmol). The product of this reaction was treated according to the general procedures described in Parts D-F of Example 129. Recrystallization from acetonitrile provided 0.65 g of the final product, 1-(2-phenoxyethyl)-2-(phenoxyethyl)-1*H*-imidazo[4,5-*c*]quinolin-4-amine, as a tan powder, m.p. 168.5-170.0°C.

<sup>1</sup>H NMR (300 MHz, DMSO-*d*<sub>6</sub>) δ 8.25 (d, *J* = 7.9 Hz, 1H), 7.64 (dd, *J* = 8.3, 1.0 Hz, 1H), 7.47 (m, 1H), 7.38-7.14 (m, 7H), 7.01 (t, *J* = 7.3 Hz, 1H), 6.89 (t, *J* = 7.3 Hz, 1H), 6.81 (d,

$J = 7.8$  Hz, 2H), 6.69 (s, 2H), 5.53 (s, 2H), 5.29 (t,  $J = 5.0$  Hz, 2H), 4.48 (t,  $J = 5.0$  Hz, 2H);

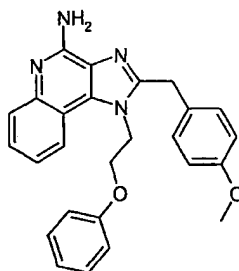
$^{13}\text{C}$  NMR (75 MHz, DMSO- $d_6$ ) 158.5, 152.7, 149.2, 146.1, 134.1, 130.2, 130.1, 127.6, 127.0, 126.9, 122.0, 121.6, 121.5, 121.4, 115.3, 115.1, 114.7, 66.6, 62.7, 45.0;

5 MS (CI)  $m/e$  411.1813 (411.1821 calcd for  $\text{C}_{25}\text{H}_{23}\text{N}_4\text{O}_2$ , M+H);

Anal calcd for  $\text{C}_{25}\text{H}_{22}\text{N}_4\text{O}_2$ : C, 73.15; H, 5.40; N, 13.65. Found: C, 73.36; H, 5.30; N, 13.66.

#### Example 134

10 2-(4-Methoxybenzyl)-1-(2-phenoxyethyl)-1*H*-imidazo[4,5-*c*]quinolin-4-amine.



15 According to the general procedure described in Part C of Example 129, 4-methoxyphenylacetyl chloride (1.2 ml, 7.9 mmol) was reacted with  $\text{N}^4$ -(2-phenoxyethyl)quinoline-3,4-diamine (2.0 g, 7.2 mmol). The product of this reaction was treated according to the general procedures described in Parts D-F of Example 129. Recrystallization from acetonitrile provided 1.1 g of the final product, 2-(4-methoxybenzyl)-1-(2-phenoxyethyl)-1*H*-imidazo[4,5-*c*]quinolin-4-amine, as a tan solid, 20 m.p. 201.0-203.6°C.

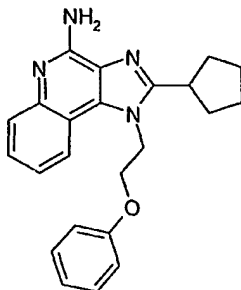
$^1\text{H}$  NMR (300 MHz, DMSO- $d_6$ )  $\delta$  8.15 (d,  $J = 8.1$  Hz, 1H), 7.63 (d,  $J = 8.3$  Hz, 1H), 7.43 (t,  $J = 7.6$  Hz, 1H), 7.26-7.18 (m, 5H), 6.93-6.87 (m, 3H), 6.74 (d,  $J = 8.2$  Hz, 2H), 6.58 (s, 2H), 4.89 (t,  $J = 5.1$  Hz, 2H), 4.40 (s, 2H), 4.24 (t,  $J = 5.1$  Hz, 2H), 3.70 (s, 3H);

MS (CI)  $m/e$  425.1948 (425.1978 calcd for  $\text{C}_{26}\text{H}_{25}\text{N}_4\text{O}_2$ , M+H);

25 Anal calcd for  $\text{C}_{26}\text{H}_{24}\text{N}_4\text{O}_2$ : C, 73.57; H, 5.70; N, 13.20. Found: C, 73.25; H, 5.93; N, 13.06.



## Example 135

2-Cyclopentyl-1-(2-phenoxyethyl)-1*H*-imidazo[4,5-*c*]quinolin-4-amine

5

$N^4$ -(2-phenoxyethyl)quinoline-3,4-diamine (2.0 g, 7.2 mmol) and cyclopentanecarbonyl chloride (1.1 ml, 8.6 mmol) were combined and treated according to the general procedure described in Example 130. Recrystallization from acetonitrile provided 1.4 g of 2-cyclopentyl-1-(2-phenoxyethyl)-1*H*-imidazo[4,5-*c*]quinolin-4-amine as a tan solid, m.p. 216.0-217.9°C.

10

$^1\text{H}$  NMR (300 MHz, DMSO- $d_6$ )  $\delta$  8.17 (d,  $J = 8.1$  Hz, 1H), 7.63 (d,  $J = 8.2$  Hz, 1H), 7.43 (t,  $J = 7.6$  Hz, 1H), 7.28-7.20 (m, 3H), 6.90 (t,  $J = 7.3$  Hz, 1H), 6.81 (d,  $J = 8.5$  Hz, 2H), 6.46 (s, 2H), 5.02 (t,  $J = 4.9$  Hz, 2H), 4.42 (t,  $J = 4.9$  Hz, 2H), 3.60 (pentet,  $J = 8.2$  Hz, 1H), 2.18-1.67 (m, 8H);

15

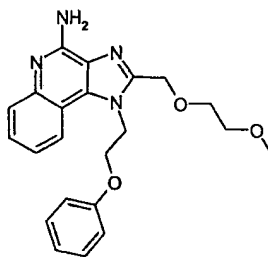
$^{13}\text{C}$  NMR (75 MHz, DMSO- $d_6$ ) 158.5, 158.3, 152.9, 144.6, 133.0, 130.1, 126.8, 121.5, 120.8, 115.3, 114.7, 66.5, 44.2, 36.1, 32.3, 25.3;

MS (CI)  $m/e$  373.2030 (373.2028 calcd for  $\text{C}_{23}\text{H}_{25}\text{N}_4\text{O}$ ,  $M+H$ );

Anal calcd for  $\text{C}_{23}\text{H}_{24}\text{N}_4\text{O}$ : C, 74.17; H, 6.49; N, 15.04. Found: C, 74.18; H, 6.59; N, 15.08.

20

## Example 136

2-[(2-Methoxyethoxy)methyl]-1-(2-phenoxyethyl)-1*H*-imidazo[4,5-*c*]quinolin-4-amine

5

$N^4$ -(2-phenoxyethyl)quinoline-3,4-diamine (2.0 g, 7.2 mmol) and 2-(2-methoxyethoxy)acetyl chloride (1.3 g, 8.6 mmol) were combined and treated according to the general procedure described in Example 130. Recrystallization from methanol provided 1.6 g of 2-[(2-methoxyethoxy)methyl]-1-(2-phenoxyethyl)-1*H*-imidazo[4,5-*c*]quinolin-4-amine as white needles, m.p. 170.0-171.5°C.

10

$^1\text{H}$  NMR (300 MHz,  $\text{CDCl}_3$ )  $\delta$  8.06 (dd,  $J = 8.3, 1.0$  Hz, 1H), 7.82 (dd,  $J = 8.4, 1.0$  Hz, 1H), 7.55-7.50 (m, 1H), 7.35-7.29 (m, 1H), 7.26-7.18 (m, 2H), 6.92 (t,  $J = 7.4$  Hz, 1H), 6.79 (dd,  $J = 8.7, 0.9$  Hz, 2H), 5.57 (s, 2H), 5.07 (t,  $J = 5.9$  Hz, 2H), 5.00 (s, 2H), 4.47 (t,  $J = 5.9$  Hz, 2H), 3.71 (m, 2H), 3.55 (m, 2H), 3.31 (s, 3H);

15

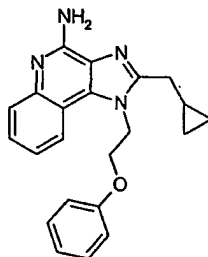
$^{13}\text{C}$  NMR (75 MHz,  $\text{CDCl}_3$ ) 158.9, 152.3, 150.3, 146.2, 135.2, 130.3, 128.3, 128.2, 127.6, 123.1, 122.2, 120.6, 116.1, 115.1, 72.1, 70.2, 66.6, 66.3, 59.3, 45.6;

MS (CI)  $m/e$  393.1912 (393.1927 calcd for  $\text{C}_{22}\text{H}_{25}\text{N}_4\text{O}_3$ ,  $\text{M}+\text{H}$ );

Anal calcd for  $\text{C}_{22}\text{H}_{24}\text{N}_4\text{O}_3$ : C, 67.33; H, 6.16; N, 14.27. Found: C, 67.62; H, 6.24; N, 14.37.

20

## Example 137

2-(Cyclopropylmethyl)-1-(2-phenoxyethyl)-1*H*-imidazo[4,5-*c*]quinolin-4-amine

5

$N^4$ -(2-phenoxyethyl)quinoline-3,4-diamine (1.7 g, 6.1 mmol) and cyclopropylacetyl chloride (0.86 ml, 7.3 mmol) were combined and treated according to the general procedure described in Example 130. Recrystallization from methanol provided 0.86 g of 2-(cyclopropylmethyl)-1-(2-phenoxyethyl)-1*H*-imidazo[4,5-*c*]quinolin-4-amine as a white solid, m.p. 191.7-192.6°C.

10

$^1\text{H}$  NMR (300 MHz, DMSO- $d_6$ )  $\delta$  8.17 (d,  $J = 7.5$  Hz, 1H), 7.63 (dd,  $J = 8.3, 1.1$  Hz, 1H), 7.46-7.41 (m, 1H), 7.28-7.19 (m, 3H), 6.89 (t,  $J = 7.3$  Hz, 1H), 6.79 (d,  $J = 7.8$  Hz, 2H), 6.49 (s, 2H), 4.98 (t,  $J = 5.0$  Hz, 2H), 4.42 (t,  $J = 5.0$  Hz, 2H), 2.99 (d,  $J = 6.7$  Hz, 2H), 1.40-1.26 (m, 1H), 0.55 (m, 2H), 0.32 (m, 2H);

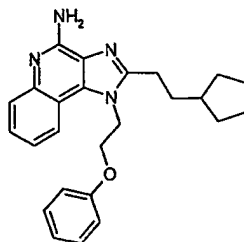
15

$^{13}\text{C}$  NMR (75 MHz, DMSO- $d_6$ ) 158.6, 154.1, 152.4, 145.5, 133.1, 130.1, 127.0, 126.9, 121.5, 120.8, 115.2, 114.7, 72.1, 66.6, 44.5, 31.1, 9.0, 4.6;

Anal calcd for  $\text{C}_{22}\text{H}_{22}\text{N}_4\text{O} \cdot 0.1 \text{H}_2\text{O}$ : C, 73.35; H, 6.21; N, 15.55. Found: C, 73.23; H, 6.31; N, 15.57.

20

## Example 138

2-(2-Cyclopentylethyl)-1-(2-phenoxyethyl)-1*H*-imidazo[4,5-*c*]quinolin-4-amine

5

According to the general procedure described in Part C of Example 129, 3-cyclopentylpropionyl chloride (1.3 ml, 8.6 mmol) was reacted with  $N^4$ -(2-phenoxyethyl)quinoline-3,4-diamine (2.0 g, 7.2 mmol). The product of this reaction was treated according to the general procedures described in Parts D-F of Example 129.

10 Recrystallization from acetonitrile provided 0.44 g of the final product, 2-(2-cyclopentylethyl)-1-(2-phenoxyethyl)-1*H*-imidazo[4,5-*c*]quinolin-4-amine, as a white powder, m.p. 165.0°C.

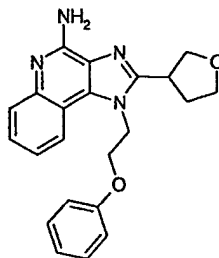
$^1\text{H}$  NMR (300 MHz, DMSO- $d_6$ )  $\delta$  8.17 (d,  $J = 8.0$  Hz, 1H), 7.64 (dd,  $J = 8.3, 0.80$  Hz, 1H), 7.44 (t,  $J = 7.3$  Hz, 1H), 7.29-7.20 (m, 3H), 6.90 (t,  $J = 7.3$  Hz, 1H), 6.81 (d,  $J = 7.9$  Hz, 2H), 6.60 (s, 2H), 4.97 (t,  $J = 4.6$  Hz, 2H), 4.44 (t,  $J = 4.6$  Hz, 2H), 3.00 (t,  $J = 7.6$  Hz, 2H), 1.91-1.77 (m, 5H), 1.64-1.48 (m, 4H), 1.20-1.14 (m, 2H);

$^{13}\text{C}$  NMR (75 MHz,  $\text{CDCl}_3$ ) 158.2, 155.0, 151.5, 144.7, 133.6, 129.9, 127.5, 127.4, 127.0, 122.6, 121.9, 119.5, 115.5, 114.5, 66.0, 45.7, 39.8, 33.9, 32.3, 26.4, 24.9;

MS (CI)  $m/e$  401.2336 (401.2341 calcd for  $\text{C}_{25}\text{H}_{29}\text{N}_4\text{O}$ ,  $\text{M}+\text{H}$ );

20 Anal calcd for  $\text{C}_{25}\text{H}_{28}\text{N}_4\text{O}$ : C, 74.97; H, 7.05; N, 13.99. Found: C, 74.67; H, 7.11; N, 13.97.

## Example 139

1-(2-Phenoxyethyl)-2-tetrahydrofuran-3-yl-1*H*-imidazo[4,5-*c*]quinolin-4-amine

5

$N^4$ -(2-phenoxyethyl)quinoline-3,4-diamine (1.6 g, 5.7 mmol) and tetrahydrofuran-3-carbonyl chloride (0.98 ml, 7.3 mmol) were combined and treated according to the general procedure described in Example 130. Recrystallization from acetonitrile provided 0.3 g of 1-(2-phenoxyethyl)-2-tetrahydrofuran-3-yl-1*H*-imidazo[4,5-*c*]quinolin-4-amine as a tan solid, m.p. 235.9-236.3°C.

10

$^1\text{H}$  NMR (300 MHz,  $\text{DMSO-}d_6$ )  $\delta$  8.18 (d,  $J = 7.8$  Hz, 1H), 7.63 (dd,  $J = 8.3, 1.0$  Hz, 1H), 7.44 (dd,  $J = 7.6, 1.0$  Hz, 1H), 7.29-7.20 (m, 3H), 6.90 (t,  $J = 7.3$  Hz, 1H), 6.81 (d,  $J = 7.9$  Hz, 2H), 6.49 (s, 2H), 5.05 (t,  $J = 4.9$  Hz, 2H), 4.42 (t,  $J = 4.9$  Hz, 2H), 4.24 (m, 1H), 4.04-3.98 (m, 3H), 3.92-3.87 (m, 1H), 2.50-2.30 (m, 2H);

15

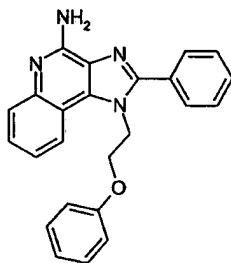
$^{13}\text{C}$  NMR (75 MHz,  $\text{DMSO-}d_6$ ) 158.6, 155.2, 152.4, 145.5, 133.2, 130.1, 127.0, 126.9, 121.6, 120.3, 115.2, 114.7, 72.1, 68.0, 66.5, 44.4, 36.0, 32.4;

MS (CI)  $m/e$  375.1808 (375.1821 calcd for  $\text{C}_{22}\text{H}_{23}\text{N}_4\text{O}_2$ ,  $\text{M}+\text{H}$ );

Anal calcd for  $\text{C}_{22}\text{H}_{22}\text{N}_4\text{O}_2 \cdot 0.25 \text{H}_2\text{O}$ : C, 69.73; H, 5.98; N, 14.78. Found: C, 69.90; H, 5.91; N, 14.90.

20

## Example 140

1-(2-Phenoxyethyl)-2-phenyl-1*H*-imidazo[4,5-*c*]quinolin-4-amine

5

According to the general procedure described in Part C of Example 129, benzoyl chloride (1.0 ml, 8.5 mmol) was reacted with  $N^4$ -(2-phenoxyethyl)quinoline-3,4-diamine (2.0 g, 7.2 mmol). The product of this reaction was treated according to the general procedures described in Parts D-F of Example 129. Recrystallization from methanol provided 0.74 g of the final product, 1-(2-phenoxyethyl)-2-phenyl-1*H*-imidazo[4,5-*c*]quinolin-4-amine, as a tan solid, m.p. 182.5-184.6°C.

10

$^1\text{H}$  NMR (300 MHz,  $\text{DMSO-d}_6$ )  $\delta$  8.21 (d,  $J = 7.9$  Hz, 1H), 7.83-7.79 (m, 2H), 7.68-7.58 (m, 4H), 7.48 (t,  $J = 7.3$  Hz, 1H), 7.29 (t,  $J = 7.3$  Hz, 1H), 7.16 (m, 2H), 6.85 (t,  $J = 7.3$  Hz, 1H), 6.68 (m, 4H), 5.02 (t,  $J = 5.1$  Hz, 2H), 4.33 (t,  $J = 5.1$  Hz, 2H);

15

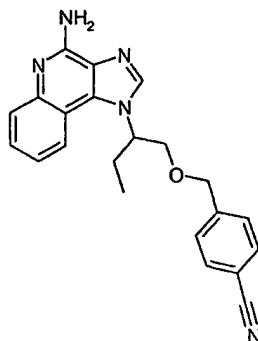
$^{13}\text{C}$  NMR (75 MHz,  $\text{DMSO-d}_6$ ) 158.2, 153.6, 152.9, 146.0, 133.6, 131.1, 130.8, 130.3, 130.1, 129.3, 127.9, 127.5, 127.1, 121.9, 121.6, 121.2, 115.4, 114.7, 66.1, 45.6;

MS (CI)  $m/e$  381.1703 (381.1715 calcd for  $\text{C}_{24}\text{H}_{21}\text{N}_4\text{O}$ ,  $\text{M}+\text{H}$ );

Anal calcd for  $\text{C}_{24}\text{H}_{20}\text{N}_4\text{O} \cdot 0.25 \text{H}_2\text{O}$ : C, 74.88; H, 5.37; N, 14.55. Found: C, 74.42; H, 5.10; N, 14.48.

20

## Example 141

4-{{2-(4-Amino-1*H*-imidazo[4,5-*c*]quinolin-1-yl)butoxy}methyl}benzonitrile

5

## Part A

2-(1*H*-imidazo[4,5-*c*]quinolin-1-yl)-1-butanol (3.0 g, 12.4 mmol) was added to a stirring mixture of  $\alpha$ -bromo-*p*-tolunitrile (3.0 g, 15.3 mmol), sodium hydroxide (40 ml, 50%), dichloromethane (40 ml), and benzyltrimethylammonium chloride (0.02 g, 0.11 mmol). The reaction was maintained for 72 hours and then diluted with dichloromethane (100 ml) and water (100 ml). The phases were separated and the aqueous phase was extracted with additional dichloromethane (100 ml). The organic fractions were combined, washed with water, dried (MgSO<sub>4</sub>), filtered, and concentrated *in vacuo*. The residue was purified by flash column chromatography (silica gel, 9/1 dichloromethane/methanol, R<sub>f</sub> 0.48) to provide 2.66 g of 4-{{2-(1*H*-imidazo[4,5-*c*]quinolin-1-yl)butoxy}methyl}benzonitrile.

10  
15

## Part B

3-Chloroperoxybenzoic acid (2.2 g, 7.5 mmol, 60% by weight) was slowly added to a solution of 4-{{2-(1*H*-imidazo[4,5-*c*]quinolin-1-yl)butoxy}methyl}benzonitrile (2.6 g, 7.3 mmol) in chloroform (70 ml). The reaction was maintained for 2 hours and then sequentially washed with saturated sodium bicarbonate (200 ml), water (2 X 100 ml); dried (MgSO<sub>4</sub>); filtered; and concentrated to provide 2.7 g of the 5*N*-oxide product.

20

## Part C

*p*-Toluenesulfonyl chloride (1.43 g, 7.5 mmol) was slowly added over a 20 minute period to a chilled (0 °C) mixture of the product from Part B (2.7 g, 7.3 mmol), concentrated ammonium hydroxide (10 ml) and dichloromethane (20 ml). Monitoring by thin layer chromatography (9:1 dichloromethane/methanol) indicated that the reaction was complete within minutes. The reaction was warmed to ambient temperature and the phases were separated. The organic phase was sequentially washed with sodium carbonate (3X), water, and brine; dried (Na<sub>2</sub>SO<sub>4</sub>); and concentrated *in vacuo*. Purification of the resulting brown oil by flash column chromatography (silica gel, 92/8 dichloromethane/methanol) followed by multiple recrystallizations from ethyl acetate/hexane yielded 0.45 g of 4-{{[2-(4-amino-1*H*-imidazo[4,5-*c*]quinolin-1-yl)butoxy]methyl}benzotrile as a tan powder, m.p. 160.0-161.0°C.

<sup>1</sup>H NMR (300 MHz, DMSO-*d*<sub>6</sub>) δ 8.41 (s, 1H), 8.20 (d, J = 7.3 Hz, 1H), 7.67 (m, 3H), 7.44 (t, J = 7.3 Hz, 1H), 7.31-7.21 (m, 3H), 6.72 (s, 2H), 5.26 (broad s, 1H), 4.54 (s, 2H), 4.02-3.91 (m, 2H), 2.07 (m, 2H), 0.87 (t, J = 7.3 Hz, 3H);

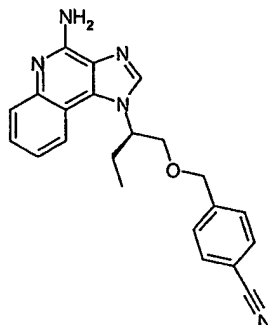
<sup>13</sup>C NMR (125 MHz, DMSO-*d*<sub>6</sub>) 152.2, 145.2, 143.8, 140.1, 132.4, 132.0, 127.5, 126.6, 126.4, 121.0, 120.5, 118.7, 115.0, 110.0;

MS (EI) *m/e* 371.1754 (371.1746 calcd for C<sub>22</sub>H<sub>21</sub>N<sub>5</sub>O);

Anal calcd for C<sub>22</sub>H<sub>21</sub>N<sub>5</sub>O: C, 71.14; H, 5.70; N, 18.85. Found: C, 70.78; H, 5.65; N, 18.51.



## Example 142

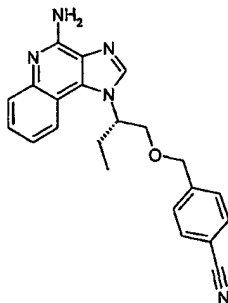
4-(((2*R*)-2-(4-Amino-1*H*-imidazo[4,5-*c*]quinolin-1-yl)butyl)oxy)methyl)benzonitrile

5

(2*R*)-2-(1*H*-imidazo[4,5-*c*]quinolin-1-yl)butan-1-ol (1.36 g, 5.3 mmol) was reacted according to the general procedures described in Parts A and B of Example 141 to provide 1.60 g of the 5*N*-oxide product.

Trichloroacetyl isocyanate (0.77 ml, 6.5 mmol) was added dropwise to a solution  
 10 of the 5*N*-oxide (1.60 g) and dichloromethane (25 ml). The reaction was maintained overnight and then concentrated *in vacuo*. The resulting red oil was dissolved in methanol (25 ml) and sodium methoxide (4.0 ml, 21% in methanol) was added dropwise. The reaction was maintained for 2.5 days. The solvent was removed *in vacuo* and the crude product was purified by flash column chromatography (silica gel, 92/8  
 15 dichloromethane/methanol) followed by recrystallization from methyl acetate to yield 4-(((2*R*)-2-(4-amino-1*H*-imidazo[4,5-*c*]quinolin-1-yl)butyl)oxy)methyl)benzonitrile as a white solid. The enantiomeric excess (ee) of the final product was determined to be greater than 99% based on liquid chromatography (column: CHIRALCEL® OD-RH; eluent: 90/10/0.2 pentane/methanol/triethylamine; flow rate 2 ml/min, *R*<sub>t</sub> 7.8 minutes).  
 20 <sup>1</sup>H NMR (500 MHz, DMSO-*d*<sub>6</sub>) δ 8.39 (s, 1H), 8.20 (d, *J* = 7.8 Hz, 1H), 7.69 (d, *J* = 8.1 Hz, 2H), 7.63 (dd, *J* = 8.3, 1.1 Hz, 1H), 7.45-7.42 (m, 1H), 7.31 (d, *J* = 8.1 Hz, 2H), 7.23 (m, 1H), 6.58 (s, 2H), 5.27 (broad s, 1H), 4.57 (s, 2H), 4.03 (dd, *J* = 10.3, 6.8 Hz, 1H), 3.93 (dd, *J* = 10.3, 3.9 Hz, 1H), 2.09 (m, 2H), 0.89 (t, *J* = 7.3 Hz, 3H);  
 25 Anal calcd for C<sub>22</sub>H<sub>21</sub>N<sub>5</sub>O: C, 71.14; H, 5.70; N, 18.85. Found: C, 71.00; H, 5.66; N, 18.64.

## Example 143

4-({[(2*S*)-2-(4-Amino-1*H*-imidazo[4,5-*c*]quinolin-1-yl)butyl]oxy}methyl)benzonitrile

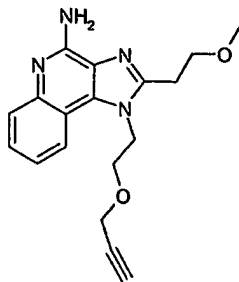
5

(2*S*)-2-(1*H*-imidazo[4,5-*c*]quinolin-1-yl)butan-1-ol (1.3 g) was reacted according to the general procedure described in Example 142. Recrystallization of the final product from ethyl acetate/hexanes provided 0.2 g of 4-({[(2*S*)-2-(4-amino-1*H*-imidazo[4,5-  
10 *c*]quinolin-1-yl)butyl]oxy}methyl)benzonitrile as a white solid. The enantiomeric excess (ee) of the final product was determined to be greater than 99% based on liquid chromatography (column: CHIRALCEL® OD-RH; eluent: 90/10/0.2 pentane/methanol/triethylamine; flow rate 2 ml/min,  $R_t$  8.7 minutes).

$^1\text{H}$  NMR (500 MHz, DMSO- $d_6$ )  $\delta$  8.40 (s, 1H), 8.20 (d,  $J = 8.0$  Hz, 1H), 7.70 (d,  $J = 8.2$   
15 Hz, 2H), 7.63 (dd,  $J = 8.3, 1.1$  Hz, 1H), 7.46-7.41 (m, 1H), 7.31 (d,  $J = 8.2$  Hz, 2H), 7.23 (m, 1H), 6.62 (s, 2H), 5.27 (broad s, 1H), 4.57 (s, 2H), 4.04 (dd,  $J = 10.3, 6.7$  Hz, 1H), 3.93 (dd,  $J = 10.3, 3.9$  Hz, 1H), 2.10 (m, 2H), 0.88 (t,  $J = 7.3$  Hz, 3H);  
Anal calcd for  $\text{C}_{22}\text{H}_{21}\text{N}_5\text{O}$ : C, 71.14; H, 5.70; N, 18.85. Found: C, 71.10; H, 5.98; N, 18.96.

20

## Example 144

2-(2-Methoxyethyl)-1-[2-(prop-2-ynyloxy)ethyl]-1*H*-imidazo[4,5-*c*]quinolin-4-amine

## 5 Part A

Propargyl bromide (10.0 ml, 89.8 mmol, 80 % in toluene) and benzyltrimethylammonium chloride (0.60 g, 3.2 mmol) were dissolved in dichloromethane (130 ml). The solution was treated with sodium hydroxide (130 ml, 50 % w/w in water). 2-[2-(2-Methoxyethyl)-1*H*-imidazo[4,5-*c*]quinolin-1-yl]ethanol (20.0 g, 73.7 mmol) was added and the mixture was vigorously stirred for 18 hours. Thin layer chromatography (9/1 chloroform/methanol) indicated complete conversion. The mixture was diluted with water (200 ml) and the phases were separated. The aqueous fraction was extracted with additional dichloromethane (3 x 150 ml). The combined organic fractions were washed with brine (100 ml), dried (Na<sub>2</sub>SO<sub>4</sub>), filtered and concentrated to yield 22.7 g of 2-(2-methoxyethyl)-1-[2-(prop-2-ynyloxy)ethyl]-1*H*-imidazo[4,5-*c*]quinoline as an orange solid.

<sup>1</sup>H NMR (300 MHz, DMSO-*d*<sub>6</sub>) δ 9.15 (s, 1H), 8.40 (m, 1H), 8.15 (m, 1H), 7.73-7.64 (m, 2H), 4.89 (t, J = 5.3 Hz, 2H), 4.10 (d, J = 2.4 Hz, 2H), 3.95 (t, J = 5.1 Hz, 2H), 3.89 (t, J = 6.9 Hz, 2H), 3.36 (t, J = 2.4 Hz, 1H), 3.32 (s, 3H), 3.27 (t, J = 6.9 Hz, 2H).

## 20 Part B

2-(2-Methoxyethyl)-1-[2-(prop-2-ynyloxy)ethyl]-1*H*-imidazo[4,5-*c*]quinoline (22.7 g, 73.4 mmol) was dissolved in chloroform (300 ml) and chilled in an ice water bath. 3-Chloroperoxybenzoic acid (17.0 g, 127.9 mmol, 77 % max) was added in small portions over 30 minutes. Analysis by thin layer chromatography (9/1 chloroform/methanol) at 30 minutes indicated that there was still starting material present. Additional 3-chloroperoxybenzoic acid (7.00 g, 52.7 mmol, 77 % max) was added. After 2 hours, the reaction was warmed to ambient temperature and quenched by the addition of saturated

sodium bicarbonate (100 ml). The aqueous and organic fractions were separated and the aqueous fraction was extracted with additional chloroform (2 x 50 ml). The combined organic fractions were washed with water (100 ml), brine (100 ml); dried (Na<sub>2</sub>SO<sub>4</sub>); filtered; and concentrated *in vacuo* to provide a dark orange solid. <sup>1</sup>H NMR indicated less than 5 % 3-chlorobenzoic acid in the crude product. The material was used without further purification.

<sup>1</sup>H NMR (300 MHz, DMSO-d<sub>6</sub>) δ 8.56 (s, 1H), 8.33 (d, J = 7.7 Hz, 1H), 7.99 (d, J = 7.3 Hz, 1H), 7.38-7.30 (m, 2H), 4.40 (t, J = 4.8 Hz, 2H), 3.63 (d, J = 2.1 Hz, 2H), 3.47 (t, J = 4.9 Hz, 2H), 3.40 (t, J = 6.9 Hz, 2H), 2.88 (t, J = 2.0 Hz, 1H), 2.84 (s, 3H), 2.78 (t, J = 6.3 Hz, 2H).

#### Part C

Under an atmosphere of nitrogen, 2-(2-methoxyethyl)-1-[2-(prop-2-ynyloxy)ethyl]-1*H*-imidazo[4,5-*c*]quinoline-5*N*-oxide (1.57 g, 4.83 mmol) was dissolved in dichloromethane (25 ml). Trichloroacetyl isocyanate (0.80 ml, 6.71 mmol) was added dropwise via syringe. The reaction was stirred for 1 hour and then the volatiles were removed *in vacuo*. The resulting residue was treated with methanol (15 ml) forming an orange suspension. A solution of sodium methoxide (25 % in methanol) was added slowly via syringe. The reaction became a dark orange solution. After 1.5 hours the reaction was quenched by the slow addition of saturated ammonium chloride solution (10 ml). The methanol was removed *in vacuo*. The aqueous residue was extracted with dichloromethane (3 x 10 ml) and the organic fractions were combined and washed with water (10 ml) and brine (10 ml). The solution was dried (Na<sub>2</sub>SO<sub>4</sub>), filtered and concentrated *in vacuo* to yield the crude product as an orange solid. Recrystallization from propyl acetate provided 0.78 g of 2-(2-methoxyethyl)-1-[2-(prop-2-ynyloxy)ethyl]-1*H*-imidazo[4,5-*c*]quinolin-4-amine as off-white crystals.

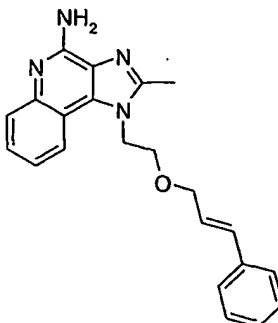
<sup>1</sup>H NMR (300 MHz, DMSO-d<sub>6</sub>) δ 8.05 (d, J = 7.3 Hz, 1H), 7.61 (d, J = 7.2 Hz, 1H), 7.42 (t, J = 7.8 Hz, 1H), 7.23 (t, J = 7.3 Hz, 1H), 6.44 (bs, 2H), 4.78 (t, J = 5.2 Hz, 2H), 4.11 (d, J = 2.5 Hz, 2H), 3.91 (t, J = 5.5 Hz, 2H), 3.83 (t, J = 6.7 Hz, 2H), 3.37 (t, J = 2.6 Hz, 1H), 3.30 (s, 3H), 3.20 (t, J = 6.8 Hz, 2H);

MS (CI) *m/e* 325 (M + H);

Anal calcd for C<sub>18</sub>H<sub>20</sub>N<sub>4</sub>O<sub>2</sub>: C, 66.65; H, 6.21; N, 17.27. Found: C, 66.34; H, 6.05; N, 16.96.

## Example 145

2-methyl-1-(2-{{(2E)-3-phenylprop-2-enyl}oxy}ethyl)-1*H*-imidazo[4,5-*c*]quinolin-4-amine



5

## Part A

Using the general method of Example 1 Part B, 2-(2-methyl-1*H*-imidazo[4,5-*c*]quinolin-1-yl)ethyl acetate (12.0 g, 44.56 mmol) was oxidized to provide 8.7 g of 2-(2-methyl-5-oxido-1*H*-imidazo[4,5-*c*]quinolin-1-yl)ethyl acetate as a brown solid. Material  
10 was used without further purification.

## Part B

A dried round bottom flask was charged with a stir bar, 2-(2-methyl-5-oxido-1*H*-imidazo[4,5-*c*]quinolin-1-yl)ethyl acetate (8.7 g, 30.49 mmol), anhydrous dimethylformamide (80 mL), and anhydrous toluene (100 mL) under nitrogen. To this  
15 brown mixture was added phosphorus oxychloride (3.1 mL) by syringe at ambient temperature. The reaction solution cleared in a couple of minutes and a slight exotherm was observed. The reaction was judged to be complete after 30 minutes. The volatiles were removed under reduced pressure. The resulting brown solid was partitioned between dichloromethane and 4% aqueous sodium bicarbonate to a pH of ~8. The aqueous layer  
20 was extracted with dichloromethane (5x). The organic fractions were combined, dried with anhydrous sodium sulfate, concentrated under reduced pressure and dried overnight at ambient temperature under reduced pressure to provide 9.2 g of 2-(4-chloro-2-methyl-1*H*-imidazo[4,5-*c*]quinolin-1-yl)ethyl acetate as a brown oil.

MS (CI) for  $C_{15}H_{14}ClN_3O_2$   $m/z$  304 ( $MH^+$ ), 262, 218

## Part C

A round bottom flask was charge with a stir bar, 2-(4-chloro-2-methyl-1*H*-imidazo[4,5-*c*]quinolin-1-yl)ethyl acetate (9.2 g, 30.5 mmol), methanol (200 mL) and potassium carbonate (0.4 g, 3.0 mmol). The reaction was judged complete after stirring  
5 for 5 hours at 26 °C. The solution was partitioned between chloroform and brine. The organic layer was removed and the aqueous fraction extracted with chloroform (6x). The organic fractions were combined, dried with anhydrous sodium sulfate and concentrated under reduced pressure to approximately 200 mL when crystallization was observed. The solution was stoppered and maintained at ambient temperature for 24 hours. The resulting  
10 fine white crystals were collected by filtration to provide 4.49 g of 2-(4-chloro-2-methyl-1*H*-imidazo[4,5-*c*]quinolin-1-yl)ethanol.

MS (CI) for C<sub>13</sub>H<sub>12</sub>ClN<sub>3</sub>O m/z 262 (MH<sup>+</sup>), 218

## Part D

A round bottom flask was charge with a stir bar, 2-(4-chloro-2-methyl-1*H*-imidazo[4,5-*c*]quinolin-1-yl)ethanol (3.9 g, 14.9 mmol), dichloromethane (125 mL),  
15 aqueous sodium hydroxide (50%, 125 mL), benzyltrimethylammonium chloride (0.55 g, 0.003 mmol) and stirred vigorously at ambient temperature. To this mixture was added cinnamyl bromide (8.8 g, 44.71 mmol) as a solid. After 45 minutes the solution was clear and the reaction was judged complete. The solution was poured into ice water (200 mL),  
20 the organic layer separated and was drawn off. The aqueous solution was extracted with dichloromethane (4x). The organic layers were combined, washed with brine, dried with anhydrous sodium sulfate, and concentrated under reduced pressure. The resulting orange oil was purified by chromatography over silica gel (dichloromethane, followed by 98/2 dichloromethane/methanol). The resulting oil was triturated with ethyl ether and the  
25 resulting solid was collected by filtration and dried to provide 4.22 g of 4-chloro-2-methyl-1-(2-{{(2*E*)-3-phenylprop-2-enyl}oxy}ethyl)-1*H*-imidazo[4,5-*c*]quinoline as a white solid.

MS (CI) for C<sub>22</sub>H<sub>20</sub>ClN<sub>3</sub>O m/z 378 (MH<sup>+</sup>), 262, 228

## Part E

30 4-Chloro-2-methyl-1-(2-{{(2*E*)-3-phenylprop-2-enyl}oxy}ethyl)-1*H*-imidazo[4,5-*c*]quinoline (2.12 g, 5.61 mmol), was combined with an ammonia/methanol solution (7%, 70 mL) in a bomb and heated to 150 °C for 16.5 hours and cooled to ambient temperature.

Analysis indicated that the reaction was incomplete. The solution was concentrated under reduced pressure to ~ 10 mL, diluted with ammonia/methanol (7%, 50 mL) and reacted in a bomb at 150 °C for 8.5 hours to complete the reaction. The solution was partitioned between dichloromethane and saturated aqueous sodium bicarbonate and the organic layer removed. The aqueous layer was saturated with sodium chloride and extracted with dichloromethane (3x). The organic fractions were combined, dried with anhydrous sodium sulfate and concentrated under reduced pressure. The resulting brown solid was recrystallized from methanol to provide 0.963 g of 2-methyl-1-(2-{{(2E)-3-phenylprop-2-enyl}oxy)ethyl}-1*H*-imidazo[4,5-*c*]quinolin-4-amine as a white solid, m.p. 111.8-112.5 °C.

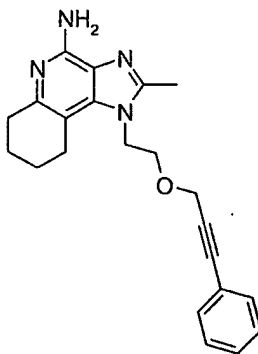
Analysis. Calculated for C<sub>22</sub>H<sub>22</sub>N<sub>4</sub>O: %C, 73.72; %H, 6.19; %N, 15.63. Found: %C, 73.48; %H, 6.25; %N, 15.57

<sup>1</sup>H NMR (300 MHz, DMSO-*d*<sub>6</sub>) δ 8.08 (d, *J* = 7.5 Hz, 1 H), 7.61 (d, *J* = 8.1 Hz, 1 H), 7.40 (t, *J* = 5.6 Hz, 1 H), 7.18-7.30 (m, 6 H), 6.51 (s, 2 H), 6.31 (d, *J* = 16.2 Hz, 1 H), 6.17 (dt, *J* = 15.6, 5.3 Hz, 1 H), 4.76 (t, *J* = 5.0 Hz, 2 H), 4.05 (d, *J* = 3.9 Hz, 2 H), 3.91 (t, *J* = 5.6, 2 H), 2.64 (s, 3 H)

MS (CI) for C<sub>22</sub>H<sub>22</sub>N<sub>4</sub>O *m/z* 259 (MH<sup>+</sup>), 243, 199

#### Example 146

20 2-methyl-1-{2-[(3-phenylprop-2-ynyl)oxy]ethyl}-6,7,8,9-tetrahydro-1*H*-imidazo[4,5-*c*]quinolin-4-amine



## Part A

Using the general method of Example 115 Part C, the 4-amino group was introduced to 2-(2-methyl-5-oxido-1*H*-imidazo[4,5-*c*]quinolin-1-yl)ethyl acetate (8.47 g, 29.71 mmol). The resulting brown oil was purified by trituration with acetonitrile and dried to yield 3.583 g of 2-(4-amino-2-methyl-1*H*-imidazo[4,5-*c*]quinolin-1-yl)ethyl acetate as a tan solid.

MS (CI) for  $C_{15}H_{16}ClN_4O_2$   $m/z$  285 ( $MH^+$ ), 270, 199

## Part B

A Parr flask was charged with 2-(4-amino-2-methyl-1*H*-imidazo[4,5-*c*]quinolin-1-yl)ethyl acetate (3.61 g, 12.64 mmol), trifluoroacetic acid (50 mL) and purged with nitrogen. To this solution was added platinum(IV) oxide (0.5 g). The reaction was judged to be complete after 13 days of hydrogenation at ambient temperature. The solution was filtered and the volatiles removed under reduced pressure. The resulting brown oil was partitioned between dichloromethane and saturated aqueous sodium bicarbonate to a pH of ~ 8. The layers were separated. The aqueous layer was extracted with dichloromethane (4x). The organic fractions were combined, dried with anhydrous sodium sulfate and concentrated under reduced pressure. The resulting white solid was purified by recrystallization from ethyl acetate/methanol (9/1) and dried to provide 0.98 g of 2-(4-amino-2-methyl-6,7,8,9-tetrahydro-1*H*-imidazo[4,5-*c*]quinolin-1-yl)ethanol as a white solid.

MS (CI) for  $C_{13}H_{18}N_4O$   $m/z$  247 ( $MH^+$ ), 203

## Part C

Using the general method of Example 1 Part A, 2-(4-amino-2-methyl-6,7,8,9-tetrahydro-1*H*-imidazo[4,5-*c*]quinolin-1-yl)ethanol (0.763 g, 3.098 mmol) was reacted with propargyl bromide (80% in toluene, 1.1 mL, 9.29 mmol) to provide 0.42 g of 2-methyl-1-[2-(prop-2-ynoxy)ethyl]-6,7,8,9-tetrahydro-1*H*-imidazo[4,5-*c*]quinolin-4-amine as a brown oil.

MS (CI) for  $C_{16}H_{20}N_4O$   $m/z$  285 ( $MH^+$ ), 247, 183

## Part D

Using the general method of Example 12 Part A, 2-methyl-1-[2-(prop-2-ynoxy)ethyl]-6,7,8,9-tetrahydro-1*H*-imidazo[4,5-*c*]quinolin-4-amine (0.396 g, 1.392 mmol) was reacted with iodobenzene (0.17 mL, 1.532 mmol) at ambient temperature.



After 18 hours the reaction was incomplete. The solution was heated to 50 °C for 3 hours to complete the reaction. The volatiles were removed under reduced pressure. The resulting oil was partitioned between dichloromethane and 4% aqueous sodium carbonate and the organic layer removed. The aqueous layer was extracted with dichloromethane (3x). The organic fractions were combined, dried with anhydrous sodium sulfate and the volatiles were removed under reduced pressure. The resulting oil was purified by chromatography over silica gel (95/5 dichloromethane/methanol). The resulting white solid was dissolved in dichloromethane (2 mL) and reacted with 1M HCl in ether (2 mL). The volatiles were removed under reduced pressure and the resulting solids recrystallized from methanol to provide 0.1089 g of 2-methyl-1-(2-[(3-phenylprop-2-ynyl)oxy]ethyl)-6,7,8,9-tetrahydro-1*H*-imidazo[4,5-*c*]quinolin-4-amine (hydrochloride)<sub>1.9</sub> as a tan solid. Analysis. Calculated for C<sub>22</sub>H<sub>24</sub>N<sub>4</sub>O (HCl)<sub>1.9</sub> (H<sub>2</sub>O)<sub>0.7</sub>: %C, 59.74; %H, 6.22; %N, 12.67; %Cl, 15.23. Found: %C, 59.72; %H, 6.04; %N, 12.65; %Cl, 14.99

<sup>1</sup>H NMR (300 MHz, DMSO-*d*<sub>6</sub>) δ 7.93 (s, 2 H), 7.36-7.40 (m, 3 H), 7.28-7.30 (m, 2 H), 4.56 (t, J = 5.0 Hz, 2 H), 4.35 (s, 2 H), 3.88 (t, J = 5.3 Hz, 2 H), 2.92 (s, 2 H), 2.69 (s, 2 H), 2.60 (s, 3 H), 1.73 (s, 4 H)

MS (CI) for C<sub>22</sub>H<sub>24</sub>N<sub>4</sub>O m/z 361 (MH<sup>+</sup>), 247, 199

20

#### CYTOKINE INDUCTION IN HUMAN CELLS

An in vitro human blood cell system is used to assess cytokine induction. Activity is based on the measurement of interferon and tumor necrosis factor (α) (IFN and TNF, respectively) secreted into culture media as described by Testerman et. al. In "Cytokine Induction by the Immunomodulators Imiquimod and S-27609", *Journal of Leukocyte Biology*, **58**, 365-372 (September, 1995).

#### Blood Cell Preparation for Culture

Whole blood from healthy human donors is collected by venipuncture into EDTA vacutainer tubes. Peripheral blood mononuclear cells (PBMCs) are separated from whole blood by density gradient centrifugation using Histopaque®-1077. The PBMCs are washed twice with Hank's Balanced Salts Solution and then are suspended at 3-4 x 10<sup>6</sup> cells/mL in RPMI complete. The PBMC suspension is added to 48 well flat bottom sterile

tissue culture plates (Costar, Cambridge, MA or Becton Dickinson Labware, Lincoln Park, NJ) containing an equal volume of RPMI complete media containing test compound.

#### Compound Preparation

5 The compounds are solubilized in dimethyl sulfoxide (DMSO). The DMSO concentration should not exceed a final concentration of 1% for addition to the culture wells.

#### Incubation

10 The solution of test compound is added at 60  $\mu\text{M}$  to the first well containing RPMI complete and serial 3 fold dilutions are made in the wells. The PBMC suspension is then added to the wells in an equal volume, bringing the test compound concentrations to the desired range (0.12 to 30  $\mu\text{M}$ ). The final concentration of PBMC suspension is  $1.5\text{--}2 \times 10^6$  cells/mL. The plates are covered with sterile plastic lids, mixed gently and then incubated for 18 to 24 hours at 37°C in a 5% carbon dioxide atmosphere.

#### Separation

15 Following incubation the plates are centrifuged for 5-10 minutes at 1000 rpm (~200 x g) at 4°C. The cell-free culture supernatant is removed with a sterile polypropylene pipet and transferred to sterile polypropylene tubes. Samples are maintained at -30 to -70°C until analysis. The samples are analyzed for interferon ( $\alpha$ ) and for tumor necrosis factor ( $\alpha$ ) by ELISA

#### 20 Interferon ( $\alpha$ ) and Tumor Necrosis Factor ( $\alpha$ ) Analysis by ELISA

Interferon ( $\alpha$ ) concentration is determined by ELISA using a Human Multi-Species kit from PBL Biomedical Laboratories, New Brunswick, NJ. Results are expressed in pg/mL.

25 Tumor necrosis factor ( $\alpha$ ) concentration is determined using ELISA kits available from Genzyme, Cambridge, MA; R&D Systems, Minneapolis, MN; or Pharmingen, San Diego, CA. Results are expressed in pg/mL.

30 The table below lists the lowest concentration found to induce interferon and the lowest concentration found to induce tumor necrosis factor for each compound. A "\*" indicates that no induction was seen at any of the tested concentrations; generally the highest concentration tested was 10 or 30  $\mu\text{M}$ .

Cytokine Induction in Human Cells		
Example Number	Lowest Effective Concentration ( $\mu\text{M}$ )	
	Interferon	Tumor Necrosis Factor
1	0.12	1.11
2	1.11	*
3	0.12	3.33
4	0.12	*
5	0.12	1.11
6	0.12	*
7	1.11	0.37
8	1.11	10
9	*	*
10	1.11	10
11	1.11	*
12	10	*
13	10	10
14	10	10
15	0.12	*
16	0.01	0.37
17	0.12	0.37
18	0.12	1.11
19	0.37	*
20	*	*
21	0.12	*
22	0.12	0.37
23	1.11	*
24	0.12	*
25	0.12	*

Cytokine Induction in Human Cells		
Example Number	Lowest Effective Concentration ( $\mu\text{M}$ )	
	Interferon	Tumor Necrosis Factor
26	0.12	*
27	0.12	*
28	10	*
29	*	*
30	3.33	*
31	*	*
32	10	*
33	*	*
34	*	*
35	*	*
36	*	*
37	*	*
38	10	*
39	1.11	*
40	0.12	*
41	1.11	3.33
42	0.37	*
43	0.37	*
45	0.37	*
46	0.01	3.33
47	0.12	*
48	0.12	*
49	0.04	*
50	3.33	*
51	0.37	*
52	1.11	*
53	1.11	*
54	0.12	*

Cytokine Induction in Human Cells		
Example Number	Lowest Effective Concentration ( $\mu\text{M}$ )	
	Interferon	Tumor Necrosis Factor
55	*	*
56	1.11	10
57	*	30
58	3.33	*
59	1.11	*
60	1.11	*
61	3.33	*
62	*	3.33
63	*	*
64	3.33	*
65	1.11	*
66	*	*
67	*	30
68	3.33	*
69	1.11	*
70	0.37	*
71	3.33	*
72	1.11	*
73	1.11	*
74	0.37	*
75	*	*
76	1.11	*
77	0.12	*
78	*	*
79	*	*
80	*	*
81	1.11	*
82	*	*

Cytokine Induction in Human Cells		
Example Number	Lowest Effective Concentration ( $\mu\text{M}$ )	
	Interferon	Tumor Necrosis Factor
83	0.37	*
84	0.37	*
85	0.37	*
86	0.37	*
87	1.11	*
88	0.37	30
89	0.37	10
90	0.12	10
91	0.37	10
92	3.33	3.33
93	0.12	10
94	0.01	3.33
95	1.11	*
96	0.12	10
97	1.11	*
98	0.37	*
99	0.37	*
100	*	*
101	0.04	10
102	0.37	*
103	*	10
104	0.12	10
105	0.37	1.11
106	0.37	*
108	0.00017	0.04
109	0.01	0.37
110	3.33	*
111	3.33	*

Cytokine Induction in Human Cells		
Example Number	Lowest Effective Concentration ( $\mu\text{M}$ )	
	Interferon	Tumor Necrosis Factor
112	*	*
113	1.11	*
114	0.12	0.37
115	0.12	1.11
116	*	*
117	*	*
118	0.01	0.04
119	0.01	0.12
120	0.01	0.01
121	0.01	0.04
122	0.01	0.12
123	0.12	10
124	1.11	10
125	0.01	0.37
126	0.04	0.04
127	0.01	0.12
128	*	*
129	0.01	0.04
130	3.33	3.33
131	*	10
132	0.01	3.33
133	3.33	*
134	*	*
135	*	*
138	1.11	*
139	*	*
140	*	*
141	0.12	0.12

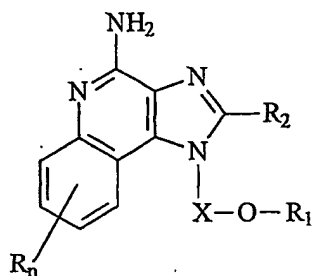
Cytokine Induction in Human Cells		
Example Number	Lowest Effective Concentration ( $\mu\text{M}$ )	
	Interferon	Tumor Necrosis Factor
142	0.04	0.04
143	1.11	3.33
144	0.01	0.04



## WHAT IS CLAIMED IS:

1. A compound of the formula (I):

5



(I)

10

wherein: X is  $-\text{CHR}_3$ -,  $-\text{CHR}_3$ -alkyl-, or  $-\text{CHR}_3$ -alkenyl-;

$\text{R}_1$  is selected from the group consisting of:

-alkenyl;

-aryl; and

15

$-\text{R}_4$ -aryl;

$\text{R}_2$  is selected from the group consisting of:

-hydrogen;

-alkyl;

-alkenyl;

20

-aryl;

-heteroaryl;

-heterocyclyl;

-alkyl-Y-alkyl;

-alkyl-Y-alkenyl;

25

-alkyl-Y-aryl; and

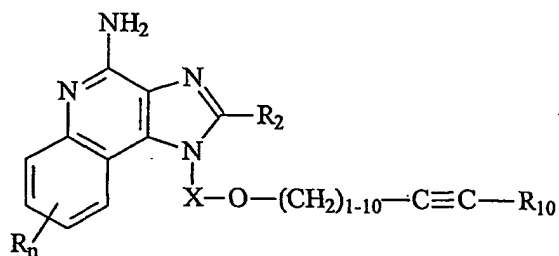
-alkyl or alkenyl substituted by one or more substituents selected from the group consisting of:

-OH;

-halogen;

- 5
- N(R<sub>3</sub>)<sub>2</sub>;
  - CO-N(R<sub>3</sub>)<sub>2</sub>;
  - CO-C<sub>1-10</sub> alkyl;
  - CO-O-C<sub>1-10</sub> alkyl;
  - N<sub>3</sub>;
  - aryl;
  - heteroaryl;
  - heterocyclyl;
  - CO-aryl; and
  - 10 -CO-heteroaryl;
- R<sub>4</sub> is alkyl or alkenyl, which may be interrupted by one or more  
 -O- groups;  
 each R<sub>3</sub> is independently H or C<sub>1-10</sub> alkyl;  
 each Y is independently -O- or -S(O)<sub>0-2</sub>;
- 15 n is 0 to 4; and  
 each R present is independently selected from the group consisting of C<sub>1-10</sub>  
 alkyl, C<sub>1-10</sub> alkoxy, hydroxy, halogen and trifluoromethyl;  
 or a pharmaceutically acceptable salt thereof.
- 20
2. A compound or salt of claim 1 wherein R<sub>1</sub> is -alkyl-aryl.
  3. A compound or salt of claim 1 wherein R<sub>1</sub> is -(CH<sub>2</sub>)<sub>0-3</sub>-phenyl.
  - 25 4. A compound or salt of claim 1 wherein R<sub>1</sub> is -(CH<sub>2</sub>)<sub>0-3</sub>-substituted phenyl.
  5. A compound or salt of claim 1 wherein X is -CH(alkyl)(alkyl)- wherein the alkyl  
 groups can be the same or different.
  - 30 6. A compound or salt of claim 1 wherein X is -CH<sub>2</sub>-CH<sub>2</sub>-.
  7. A compound or salt of claim 1 wherein X is -CH(C<sub>2</sub>H<sub>5</sub>)(CH<sub>2</sub>)-

8. A compound or salt of claim 1 wherein R<sub>2</sub> is H.
9. A compound or salt of claim 1 wherein R<sub>2</sub> is alkyl.
- 5 10. A compound or salt of claim 1 wherein R<sub>2</sub> is -alkyl-O-alkyl.
11. A compound of the formula (II)



10

(II)

wherein X is -CHR<sub>3</sub>-, -CHR<sub>3</sub>-alkyl-, or -CHR<sub>3</sub>-alkenyl-;

R<sub>10</sub> is selected from the group consisting of:

- H;
- 15 -alkyl;
- alkenyl; and
- aryl;

R<sub>2</sub> is selected from the group consisting of:

- hydrogen;
- 20 -alkyl;
- alkenyl;
- aryl;
- heteroaryl;
- heterocyclyl;
- 25 -alkyl-Y-alkyl;
- alkyl-Y-alkenyl;
- alkyl-Y-aryl; and

-alkyl or alkenyl substituted by one or more substituents selected from the group consisting of:

-OH;  
 -halogen;  
 -N(R<sub>3</sub>)<sub>2</sub>;  
 -CO-N(R<sub>3</sub>)<sub>2</sub>;  
 -CO-C<sub>1-10</sub> alkyl;  
 -CO-O-C<sub>1-10</sub> alkyl;  
 -N<sub>3</sub>;  
 -aryl;  
 -heteroaryl;  
 -heterocyclyl;  
 -CO-aryl; and  
 -CO-heteroaryl;

n is 0 to 4;

each Y is independently -O- or -S(O)<sub>0-2</sub>;

each R<sub>3</sub> is independently H or C<sub>1-10</sub> alkyl; and

each R present is independently selected from the group consisting of C<sub>1-10</sub> alkyl, C<sub>1-10</sub> alkoxy, hydroxy, halogen and trifluoromethyl;

or a pharmaceutically acceptable salt thereof.

12. A compound of claim 11 wherein R<sub>10</sub> is aryl.

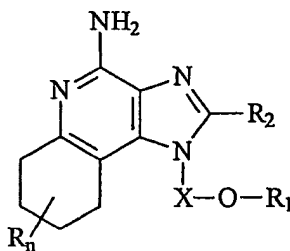
13. A compound or salt of claim 11 wherein R<sub>10</sub> is -(CH<sub>2</sub>)<sub>0-3</sub>-phenyl.

14. A compound or salt of claim 11 wherein R<sub>10</sub> is -(CH<sub>2</sub>)<sub>0-3</sub>-substituted phenyl.

15. A compound or salt of claim 11 wherein X is -CH(alkyl)(alkyl)-, wherein the alkyl groups can be the same or different.

16. A compound or salt of claim 11 wherein X is -CH<sub>2</sub>-CH<sub>2</sub>-.

17. A compound or salt of claim 11 wherein X is  $-\text{CH}(\text{C}_2\text{H}_5)(\text{CH}_2)-$ .
18. A compound or salt of claim 11 wherein  $\text{R}_2$  is H.
- 5 19. A compound or salt of claim 11 wherein  $\text{R}_2$  is alkyl.
20. A compound or salt of claim 11 wherein  $\text{R}_2$  is alkyl-O-alkyl.
21. A compound of the formula (III)



(III)

10.

wherein: X is  $-\text{CHR}_3-$ ,  $-\text{CHR}_3$ -alkyl-, or  $-\text{CHR}_3$ -alkenyl-;

$\text{R}_1$  is selected from the group consisting of:

- aryl;
- 15 -alkenyl; and
- $\text{R}_4$ -aryl;

$\text{R}_2$  is selected from the group consisting of:

- hydrogen;
- alkyl;
- 20 -alkenyl;
- aryl;
- heteroaryl;
- heterocyclyl;
- alkyl-Y-alkyl;
- 25 -alkyl-Y-aryl;
- alkyl-Y- alkenyl; and

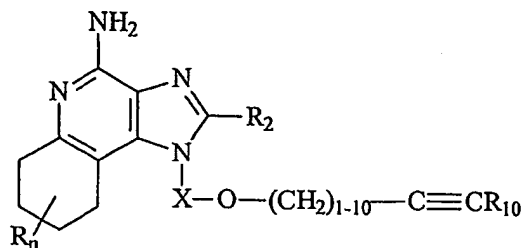
- alkyl or alkenyl substituted by one or more substituents selected  
from the group consisting of:

- 5                   -OH;  
                  -halogen;  
                  -N(R<sub>3</sub>)<sub>2</sub>;  
                  -CO-N(R<sub>3</sub>)<sub>2</sub>;  
                  -CO-C<sub>1-10</sub> alkyl;  
                  -CO-O-C<sub>1-10</sub> alkyl;  
10                  -N<sub>3</sub>;  
                  -aryl;  
                  -heteroaryl;  
                  -heterocyclyl;  
                  -CO-aryl; and  
                  -CO-heteroaryl;

- 15                  R<sub>4</sub> is alkyl or alkenyl, which may be interrupted by one or more  
                  -O- groups;  
                  each R<sub>3</sub> is independently H or C<sub>1-10</sub> alkyl;  
                  each Y is independently -O- or -S(O)<sub>0-2</sub>-;  
                  n is 0 to 4; and  
20                  each R present is independently selected from the group consisting of C<sub>1-10</sub>  
                  alkyl, C<sub>1-10</sub> alkoxy, hydroxy, halogen and trifluoromethyl;  
                  or a pharmaceutically acceptable salt thereof.

22.       A compound or salt of claim 21 wherein R<sub>1</sub> is -(CH<sub>2</sub>)<sub>0-3</sub>-substituted phenyl.  
25  
23.       A compound or salt of claim 21 wherein R<sub>2</sub> is H or alkyl.  
24.       A compound or salt of claim 21 wherein R<sub>2</sub> is -alkyl-O-alkyl.

25. A compound of the formula (IV):



(IV)

- 5        wherein:        X is  $-\text{CHR}_3-$ ,  $-\text{CHR}_3\text{-alkyl-}$ , or  $-\text{CHR}_3\text{-alkenyl-}$ ;  
                           $\text{R}_{10}$  is selected from the group consisting of:  
                          -H;  
                          -alkyl;  
                          -alkenyl; and  
 10                        -aryl;
- $\text{R}_2$  is selected from the group consisting of:  
                          -hydrogen;  
                          -alkyl;  
                          -alkenyl;  
 15                        -aryl;  
                          -heteroaryl;  
                          -heterocyclyl;  
                          -alkyl-Y-alkyl;  
                          -alkyl-Y-aryl;  
 20                        -alkyl-Y-alkenyl; and  
                          -alkyl or alkenyl substituted by one or more substituents selected  
                          from the group consisting of:  
                          -OH;  
                          -halogen;  
 25                        -N(R<sub>3</sub>)<sub>2</sub>;  
                          -CO-N(R<sub>3</sub>)<sub>2</sub>;  
                          -CO-C<sub>1-10</sub> alkyl;

-CO-O-C<sub>1-10</sub> alkyl;

-N<sub>3</sub>;

-aryl;

-heteroaryl;

5 -heterocyclyl;

-CO-aryl; and

-CO-heteroaryl;

each R<sub>3</sub> is independently H or C<sub>1-10</sub> alkyl;

each Y is independently -O- or -S(O)<sub>0-2</sub>;

10 n is 0 to 4; and

each R present is independently selected from the group consisting of C<sub>1-10</sub> alkyl, C<sub>1-10</sub> alkoxy, hydroxy, halogen and trifluoromethyl;

or a pharmaceutically acceptable salt thereof.

15 26. A pharmaceutical composition comprising a therapeutically effective amount of a compound or salt of claim 1 and a pharmaceutically acceptable carrier.

27. A pharmaceutical composition comprising a therapeutically effective amount of a compound or salt of claim 11 and a pharmaceutically acceptable carrier.

20

28. A pharmaceutical composition comprising a therapeutically effective amount of a compound or salt of claim 21 and a pharmaceutically acceptable carrier.

25 29. A method of inducing cytokine biosynthesis in an animal comprising administering a therapeutically effective amount of a compound or salt of claim 1 to the animal.

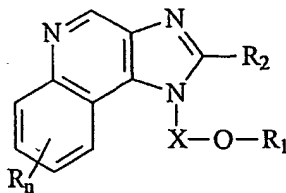
30. The method of claim 29 wherein the cytokine is IFN- $\alpha$ .

30 31. A method of inducing cytokine biosynthesis in an animal comprising administering a therapeutically effective amount of a compound or salt of claim 11 to the animal.

32. The method of claim 31 wherein the cytokine is IFN- $\alpha$ .



33. A method of treating a viral disease in an animal comprising administering a therapeutically effective amount of a compound or salt of claim 1 to the animal.
- 5 34. A method of treating a neoplastic disease in an animal comprising administering a therapeutically effective amount of a compound or salt of claim 1 to the animal.
35. A method of treating a viral disease in an animal comprising administering a therapeutically effective amount of a compound or salt of claim 11 to the animal.
- 10 36. A method of treating a neoplastic disease in an animal comprising administering a therapeutically effective amount of a compound or salt of claim 11 to the animal.
37. A method of inducing cytokine biosynthesis in an animal comprising administering a therapeutically effective amount of a compound or salt of claim 21 to the animal.
- 15 38. The method of claim 37 wherein the cytokine is IFN- $\alpha$ .
39. A method of treating a viral disease in an animal comprising administering a therapeutically effective amount of a compound or salt of claim 21 to the animal.
- 20 40. A method of treating a neoplastic disease in an animal comprising administering a therapeutically effective amount of a compound or salt of claim 21 to the animal.
- 25 41. A compound of the formula (V):



(V)

wherein X is  $-\text{CHR}_3-$ ,  $-\text{CHR}_3\text{-alkyl-}$ , or  $-\text{CHR}_3\text{-alkenyl-}$ ;

$\text{R}_1$  is selected from the group consisting of:

- aryl;
- alkenyl;
- 5 - $\text{R}_4\text{-aryl}$ ; and
- $-(\text{CH}_2)_{1-10}\text{-C}\equiv\text{C-R}_{10}$ ;

$\text{R}_2$  is selected from the group consisting of:

- hydrogen;
- alkyl;
- 10 -alkenyl;
- aryl;
- heteroaryl;
- heterocyclyl;
- alkyl-Y-alkyl;
- 15 -alkyl-Y-alkenyl;
- alkyl-Y-aryl; and
- alkyl or alkenyl substituted by one or more substituents selected from the group consisting of:

- 20 -OH;
- halogen;
- $-\text{N}(\text{R}_3)_2$ ;
- $-\text{CO-N}(\text{R}_3)_2$ ;
- $-\text{CO-C}_{1-10}\text{ alkyl}$ ;
- $-\text{CO-O-C}_{1-10}\text{ alkyl}$ ;
- 25 - $\text{N}_3$ ;
- aryl;
- heteroaryl;
- heterocyclyl;
- CO-aryl; and
- 30 -CO-heteroaryl;

$\text{R}_4$  is alkyl or alkenyl, which may be interrupted by one or more  $-\text{O}-$  groups;

each  $R_3$  is independently H or  $C_{1-10}$  alkyl;

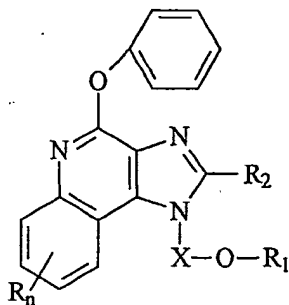
$R_{10}$  is selected from the group consisting of H, alkyl, alkenyl and aryl;

each Y is independently  $-O-$  or  $-S(O)_{0-2}-$ ;

n is 0 to 4; and

5 each R present is independently selected from the group consisting of  $C_{1-10}$  alkyl,  $C_{1-10}$  alkoxy, hydroxy, halogen and trifluoromethyl; or a pharmaceutically acceptable salt thereof.

42. A compound of the formula (VI):



(VI)

wherein X is  $-CHR_3-$ ,  $-CHR_3$ -alkyl-, or  $-CHR_3$ -alkenyl-;

$R_1$  is selected from the group consisting of:

- 15
- aryl;
  - alkenyl;
  - $-R_4$ -aryl; and
  - $-(CH_2)_{1-10}-C\equiv C-R_{10}$ ;

$R_2$  is selected from the group consisting of:

- 20
- hydrogen;
  - alkyl;
  - alkenyl;
  - aryl;
  - heteroaryl;
  - 25 -heterocyclyl;
  - alkyl-Y-alkyl;

-alkyl-Y-alkenyl;  
-alkyl-Y-aryl; and  
-alkyl or alkenyl substituted by one or more substituents selected  
from the group consisting of:

5                   -OH;  
                    -halogen;  
                    -N(R<sub>3</sub>)<sub>2</sub>;  
                    -CO-N(R<sub>3</sub>)<sub>2</sub>;  
                    -CO-C<sub>1-10</sub> alkyl;  
10                  -CO-O-C<sub>1-10</sub> alkyl;  
                    -N<sub>3</sub>;  
                    -aryl;  
                    -heteroaryl;  
                    -heterocyclyl;  
15                  -CO-aryl; and  
                    -CO-heteroaryl;

R<sub>4</sub> is alkyl or alkenyl, which may be interrupted by one or more  
-O- groups;

each R<sub>3</sub> is independently H or C<sub>1-10</sub> alkyl;

20                  R<sub>10</sub> is selected from the group consisting of H, alkyl, alkenyl and aryl;

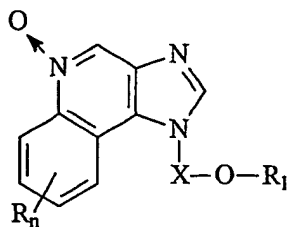
each Y is independently -O- or -S(O)<sub>0-2</sub>-;

n is 0 to 4; and

each R present is independently selected from the group consisting of C<sub>1-10</sub>  
alkyl, C<sub>1-10</sub> alkoxy, hydroxy, halogen and trifluoromethyl;

25                  or a pharmaceutically acceptable salt thereof.

43. A compound of the formula (VII):



(VII)

5 wherein: X is  $-\text{CHR}_3-$ ,  $-\text{CHR}_3\text{-alkyl-}$ , or  $-\text{CHR}_3\text{-alkenyl-}$ ;

$\text{R}_1$  is selected from the group consisting of:

-aryl;

-alkenyl;

$-\text{R}_4\text{-aryl}$ ; and

10  $-(\text{CH}_2)_{1-10}\text{-C}\equiv\text{C-R}_{10}$ ;

$\text{R}_4$  is alkyl or alkenyl, which may be interrupted by one or more

$-\text{O}-$  groups;

each  $\text{R}_3$  is independently H or  $\text{C}_{1-10}$  alkyl;

$\text{R}_{10}$  is selected from the group consisting of H, alkyl, alkenyl and aryl;

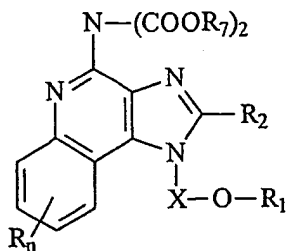
15 n is 0 to 4; and

each R present is independently selected from the group consisting of  $\text{C}_{1-10}$

alkyl,  $\text{C}_{1-10}$  alkoxy, hydroxy, halogen and trifluoromethyl;

or a pharmaceutically acceptable salt thereof.

20 44. A compound of the formula (VIII):



(VIII)

wherein: X is  $-\text{CHR}_3-$ ,  $-\text{CHR}_3\text{-alkyl-}$ , or  $-\text{CHR}_3\text{-alkenyl-}$ ;

$\text{R}_1$  is selected from the group consisting of:

5                     $-\text{aryl}$ ;

$-\text{alkenyl}$ ;

$-\text{R}_4\text{-aryl}$ ; and

$-(\text{CH}_2)_{1-10}-\text{C}\equiv\text{C}-\text{R}_{10}$ ;

$\text{R}_2$  is selected from the group consisting of:

10                    $-\text{hydrogen}$ ;

$-\text{alkyl}$ ;

$-\text{alkenyl}$ ;

$-\text{aryl}$ ;

$-\text{heteroaryl}$ ;

$-\text{heterocyclyl}$ ;

15                    $-\text{alkyl-Y-alkyl}$ ;

$-\text{alkyl-Y-alkenyl}$ ;

$-\text{alkyl-Y-aryl}$ ; and

$-\text{alkyl}$  or  $\text{alkenyl}$  substituted by one or more substituents selected

                      from the group consisting of:

20                    $-\text{OH}$ ;

$-\text{halogen}$ ;

$-\text{N}(\text{R}_3)_2$ ;

$-\text{CO-N}(\text{R}_3)_2$ ;

$-\text{CO-C}_{1-10}\text{ alkyl}$ ;

25                    $-\text{CO-O-C}_{1-10}\text{ alkyl}$ ;

$-\text{N}_3$ ;

$-\text{aryl}$ ;

$-\text{heteroaryl}$ ;

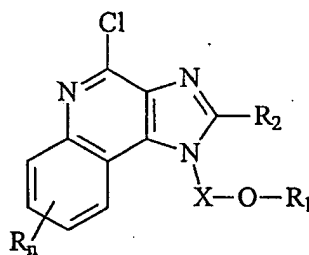
$-\text{heterocyclyl}$ ;

30                    $-\text{CO-aryl}$ ; and

$-\text{CO-heteroaryl}$ ;

- $R_4$  is alkyl or alkenyl, which may be interrupted by one or more  
 -O- groups;  
 each  $R_3$  is independently H or  $C_{1-10}$  alkyl;  
 $R_{10}$  is selected from the group consisting of H, alkyl, alkenyl and aryl;  
 5 each Y is independently -O- or  $-S(O)_{0-2}$ ;  
 n is 0 to 4;  
 each R present is independently selected from the group consisting of  $C_{1-10}$   
 alkyl,  $C_{1-10}$  alkoxy, hydroxy, halogen and trifluoromethyl; and  
 $R_7$  is *tert*-butyl or benzyl;  
 10 or a pharmaceutically acceptable salt thereof.

45. A compound of the formula (IX)



(IX)

- 15 wherein: X is  $-CHR_3-$ ,  $-CHR_3$ -alkyl-, or  $-CHR_3$ -alkenyl-;  
 $R_1$  is selected from the group consisting of:  
 -aryl;  
 20 -alkenyl;  
 - $R_4$ -aryl; and  
 $-(CH_2)_{1-10}-C\equiv CH$ ;  
 $R_2$  is selected from the group consisting of:  
 -hydrogen;  
 25 -alkyl;  
 -alkenyl;  
 -aryl;

- 5
- heteroaryl;
  - heterocyclyl;
  - alkyl-Y-alkyl;
  - alkyl-Y-alkenyl;
  - alkyl-Y-aryl; and
- alkyl or alkenyl substituted by one or more substituents selected from the group consisting of:
- OH;
  - halogen;
  - 10 -N(R<sub>3</sub>)<sub>2</sub>;
  - CO-N(R<sub>3</sub>)<sub>2</sub>;
  - CO-C<sub>1-10</sub> alkyl;
  - CO-O-C<sub>1-10</sub> alkyl;
  - N<sub>3</sub>;
  - 15 -aryl;
  - heteroaryl;
  - heterocyclyl;
  - CO-aryl; and
  - CO-heteroaryl;
- 20

- R<sub>4</sub> is alkyl or alkenyl, which may be interrupted by one or more -O- groups;
- each R<sub>3</sub> is independently H or C<sub>1-10</sub> alkyl;
- each Y is independently -O- or -S(O)<sub>0-2</sub>;
- 25 n is 0 to 4; and
- each R present is independently selected from the group consisting of C<sub>1-10</sub> alkyl, C<sub>1-10</sub> alkoxy, hydroxy, halogen and trifluoromethyl; or a pharmaceutically acceptable salt thereof.
- 30